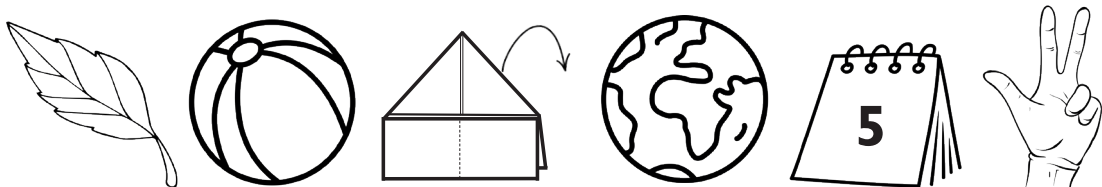


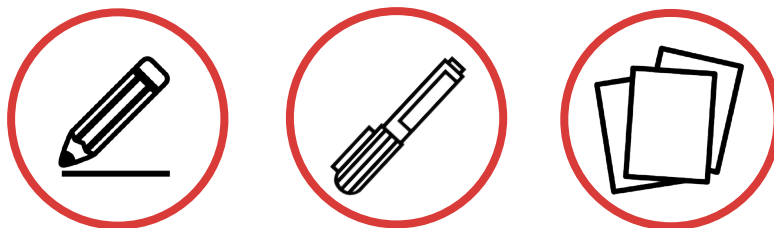
KIT D'APPRENTISSAGE ET DE JEUX




LEARN AND PLAY KIT



Tu as besoin de : / You need:



Idées pour les enfants, les jeunes et les familles
Ideas for Kids, Youth and Families



www.savethechildren.ch/parents



**À CETTE ADRESSE, LES PARENTS TROUVERONT DES
IDÉES, DES VIDÉOS ET DES INFORMATIONS UTILES
DANS LEUR LANGUE. /
AT THIS LINK, PARENTS WILL FIND HELPFUL IDEAS,
VIDEOS AND INFORMATION IN THEIR LANGUAGE.**



**JOUER AVEC SON ENFANT /
PLAYING WITH YOUR CHILD**

**APPRENDRE AVEC SON ENFANT /
LEARNING WITH YOUR CHILD**

**PARLER À SON ENFANT /
SPEAKING WITH YOUR CHILD**

**SE DÉTENDRE /
RELAXING**


DRAPEAUX DE COULEUR / COLOURFUL FLAGS

Colorie les drapeaux de la bonne couleur. /
Colour the flags in the right colour.



Save the Children

- rouge / red
- jaune / yellow
- violet / purple
- brun / brown
- bleu / blue
- vert / green
- noir / black
- rose / pink
- orange / orange
- blanc / white



COMBIEN DE NOMS TROUVES-TU ? /
HOW MANY NAMES DO YOU FIND?



Save the Children

Exemple : /
Example:

A AMANDA

B BASHIR

C CARLOS

A

B

D

E

C

F

G

H

I

J

K

L

M

N

O

P

Q

R

S

T

V

U

W

X

Y


Z

COMMENT T'APPELLES-TU ? / WHAT IS YOUR NAME?



Save the Children

Je m'appelle Ali.
Comment
t'appelles-tu ? /
My name is Ali.
What is your name?



Je m'appelle Samira. /
My name is Samira.



Je m'appelle Yonas.
Comment
t'appelles-tu ? /
My name is Yonas.
What is your name?




Je m'appelle Rim.
Comment
t'appelles-tu ? /
My name is Rim.
What is your name?


Comment
t'appelles-tu ? /
What is your name?



.....
.....




.....
.....



.....
.....




.....
.....




Quel âge as-tu ? /
How old are you?




J'ai 18 ans. /
I am 18 years old.



J'ai huit ans.
Et quel âge as-tu ? /
I am eight years old.
And how old are you?



J'ai sept ans. /
I am seven years old.



Quel âge as-tu ? J'ai... ans

.....

J'ai... ans.

.....




Et toi, quel âge as-tu ?

.....

J'ai...

.....

À QUI APPARTIENT LA GLACE ? /
WHOSE ICE CREAM IS IT?



CHOCOLAT /
CHOCOLATE

FRAISE /
STRAWBERRY

PASTÈQUE /
WATER MELONE

VANILLE /
VANILLA

BANANE /
BANANA

FRAMBOISE /
RASPBERRY

QUEL EST TON PARFUM PRÉFÉRÉ? NOTE-LE : /
WHICH IS YOUR FAVOURITE ICE CREAM? WRITE IT DOWN:

.....

QU'EST-CE QUI SE CACHE LÀ ? /
WHAT'S HIDING THERE?

Relie avec une ligne. / Connect with a line.















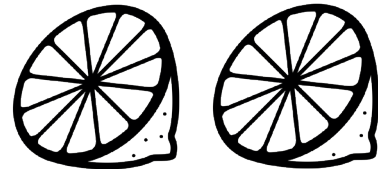
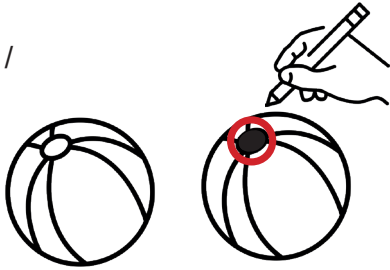
This activity consists of two columns of illustrations on the left and a collection of colored squares on the right. The goal is to connect each illustration to the square it represents. The illustrations include a bee, a leaf, a flamingo, a fish, a beetle, a dinosaur, a trout, a feather, a flower, a fly, and a frog. The squares are colored in various shades of green, yellow, and blue. Some squares have small parts of the corresponding illustration visible, such as a leaf on a green square, a bird's head on a blue square, and a fish's tail on a yellow square. A line is already drawn connecting the bee illustration to the teal square with the leaf on it.

TROUVE LES DIFFÉRENCES /
FIND THE DIFFERENCES



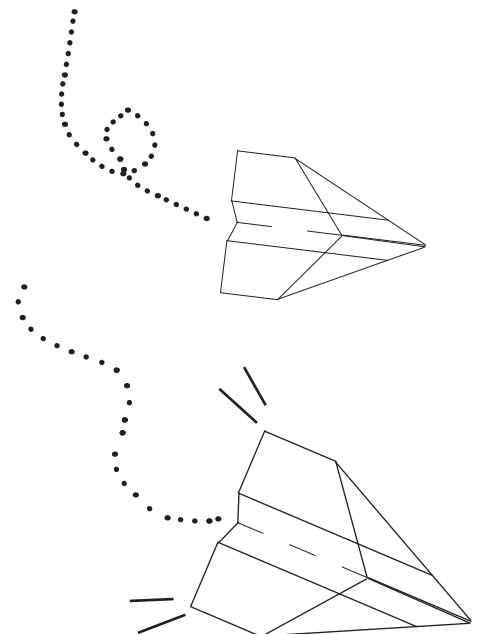
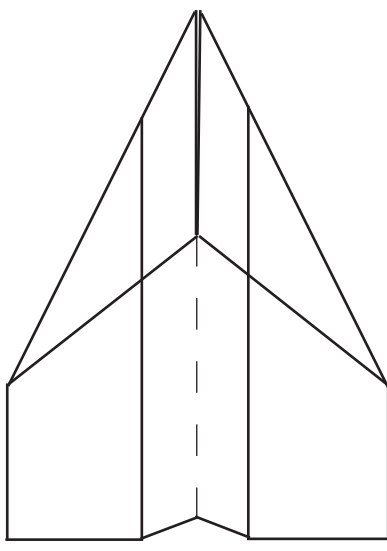
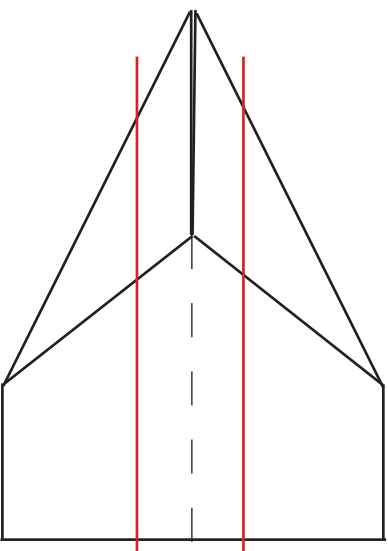
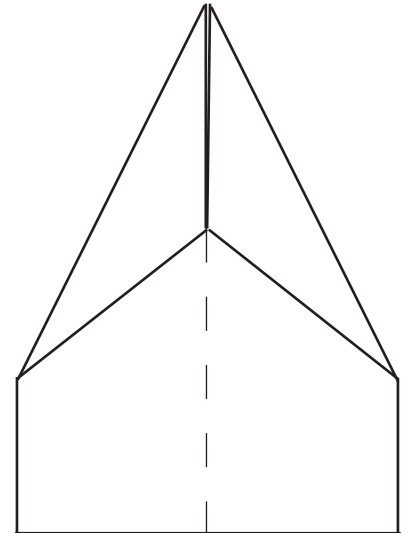
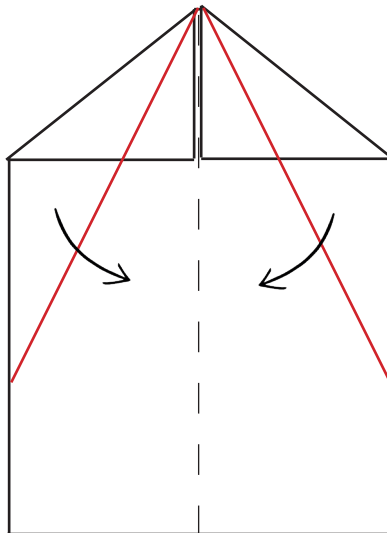
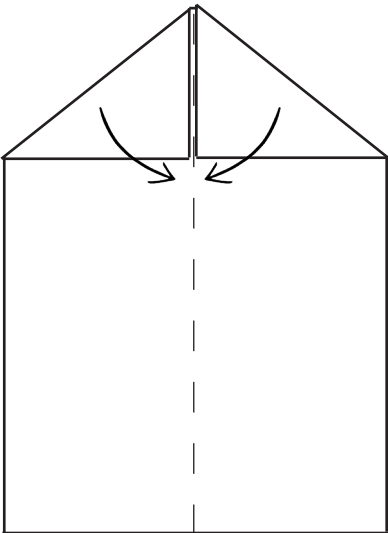
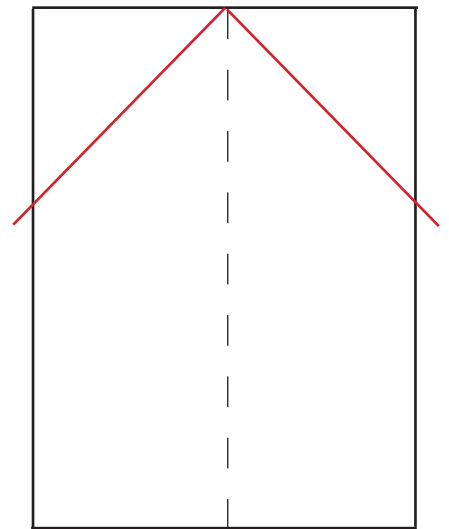


Save the Children

Exemple: /
Example:



Colorie les images. /
Colour the pictures.

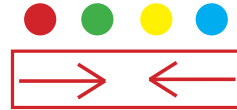
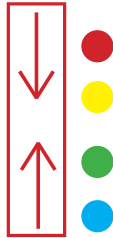
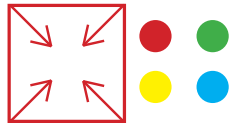
FABRICATION D'AVIONS EN PAPIER /
FOLDING PAPER PLANES



SUDOKU DES COULEURS / COLOUR SUDOKU



Exemple : /
Example:



	●		●
●			●
	●	●	
●		●	●

●	●		●
●	●		●
	●	●	
●		●	●

●	●		●
●			●
●	●	●	
●		●	●

●	●	●	●
●			●
●	●	●	
●		●	●

●	●	●	●
●	●	●	●
●	●	●	●
●	●	●	●

1.



●	●		●
	●	●	
●			●
●		●	

2.

●	●	●	
●		●	●
●	●		●
	●	●	

3.

		●	
	●		●
●			
	●	●	

4.

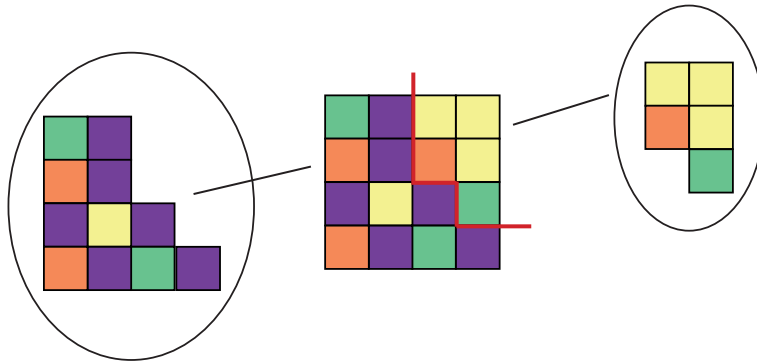
●		●	
	●	●	
●			●
	●		●

PUZZLE DE CUBES / CUBE PUZZLE


Retrouve les pièces qui forment le grand carré.
Encerle-les. / With which parts was the cube put together?
Circle them.



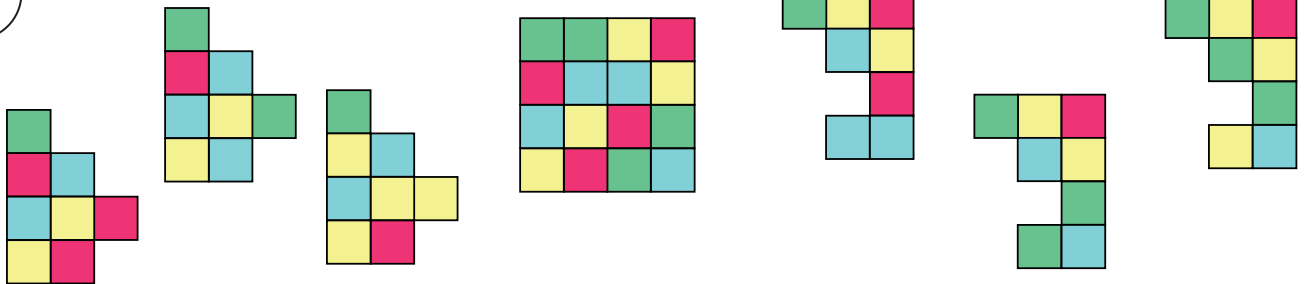
Exemple : /
Example:



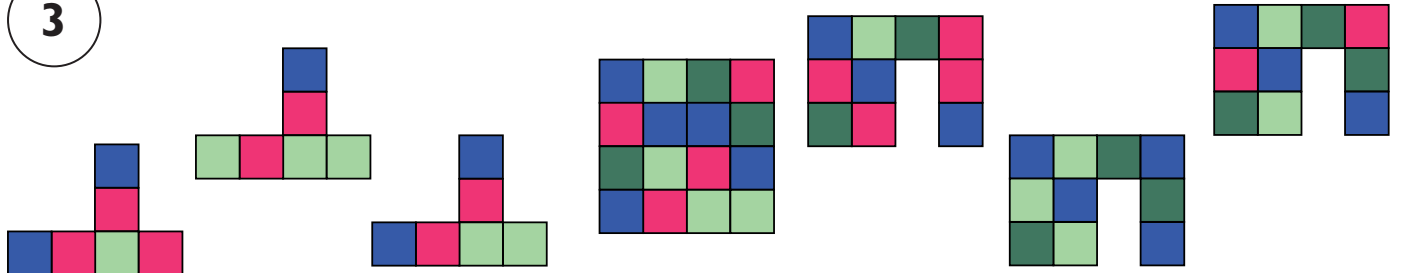
1



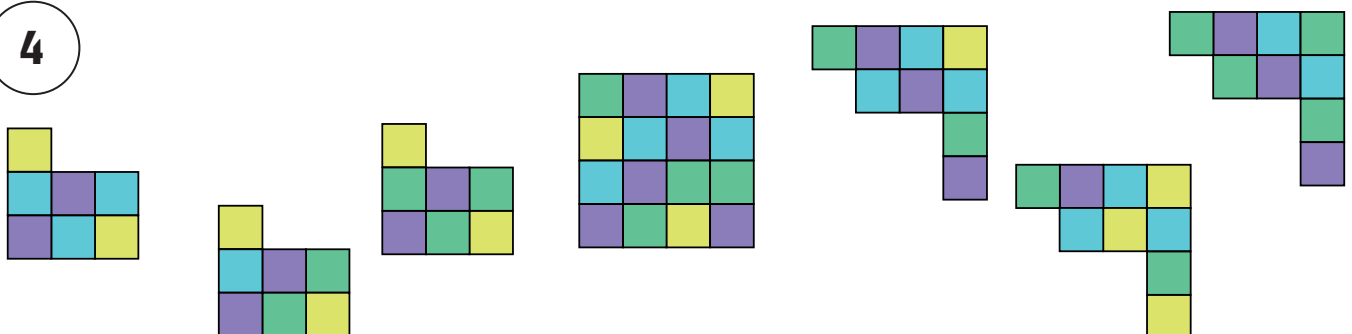
2



3



4



MAISON DES CHIFFRES / NUMBERS HOUSE

Note les bons chiffres dans les fenêtres. /
Write the correct numbers in the windows.



Two large houses are shown, each with a 3x3 grid of windows. The left house has the number 1 in the top-left window and 3 in the top-middle window. Above the 3 is an arrow pointing right with "+2" above it. Above the empty top-right window is another arrow pointing right with "+2" above it. The right house has the number 2 in the top-left window and 4 in the top-middle window. Above the 4 is an arrow pointing right with "+2" above it. Above the empty top-right window is another arrow pointing right with "+2" above it. Each house has two more rows of empty windows.




A house is shown with a staircase on both sides. The staircase on the left starts with a box containing the number 1 at the bottom and goes up to a box containing 10. The staircase on the right starts with a box containing 10 at the top and goes down to an empty box at the bottom. An arrow points up on the left staircase and an arrow points down on the right staircase. The house has two windows in the middle row and one window in the bottom row.

LABYRINTHE / LABYRINTH

Trace le chemin des animaux avec une ligne. /
Draw the path of the animals with a line.



Save the Children



DES SOMMES ÉGALES / EQUAL SUMS



Save the Children

$7+7=14$

$9+6=$

$6+6=$

$9+4=$

$8+8=$

$7+4=$

$7+8=$

$4+9=$

$10+4=14$

$7+9=$

$8+4=$

$3+8=$

 $20-8=$

$19-4=$

$17-6=$

$18-5=$

$16-7=$

$15-8=$

$17-2=$

$18-6=$

$20-11=$

$20-7=$

$19-8=$

$14-7=$

 $7+14=$

$9+7=$

$8+6=$

$13+4=$

$8+2=$

$6+9=$

$8+8=$

$9+5=$

$10+10=$

$12+3=$

$8+9=$

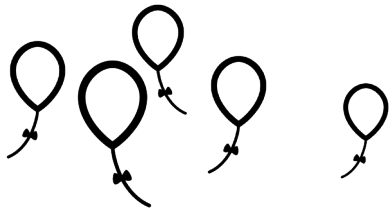
$4+6=$

COMPTE LES JOUETS / COUNT THE TOYS

Écris le calcul. / Add the calculation.



Save the Children




= 5



2 + 3 = 5 / 5 - 3 = 2




Plusieurs solutions sont possibles. / Several solutions are possible.




= 4




=




=




=




=



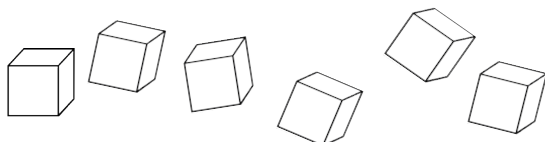
=



=



=



=

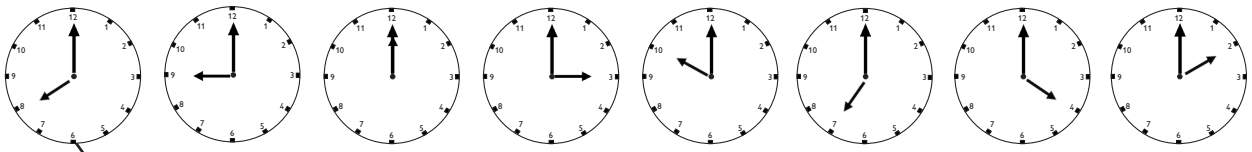


IMAGES ET MOTS / PICTURES AND WORDS

Joins l'image et le mot. / Join the picture and the word



Save the Children



09:00

08:00

10:00

02:00

04:00

03:00

12:00

07:00



LIVRE /
BOOK

ÉTOILE /
STAR

POMME /
APPLE

MAISON /
HOUSE

LIT /
BED

SOLEIL /
SUN

LUNE /
MOON

ARBRE /
TREE

FLEUR /
FLOWER

NUANGE /
CLOUD



FEUILLE /
LEAF

JOURNAL /
NEWSPAPER

STYLO /
PEN

SAC À DOS /
BACKPACK

BALLON /
BALLOON

SKATE-BOARD /
SKATEBOARD

AUTO /
CAR

BALLON /
BALL

BOUTEILLE /
BOTTLE

MAISON /
HOUSE

TABLEAUX DES MULTIPLICATIONS / MULTIPLICATION SQUARES



$8 \times 2 = 16$

$5 \times 5 = 25$

$4 \times 3 = 12$

Exemple :
Example:


		$5 \times 1 = 5$	$5 \times 2 = 10$		
x	1	2	3	4	
5	5	10			
6	6				
7					
8					

	4	3	2	1
x				
4				
3				
2				
1				

	5	6	7	8
x				
5				
6				
7				
8				

	—	—	—	—
x				
—				
—				
—				
—				

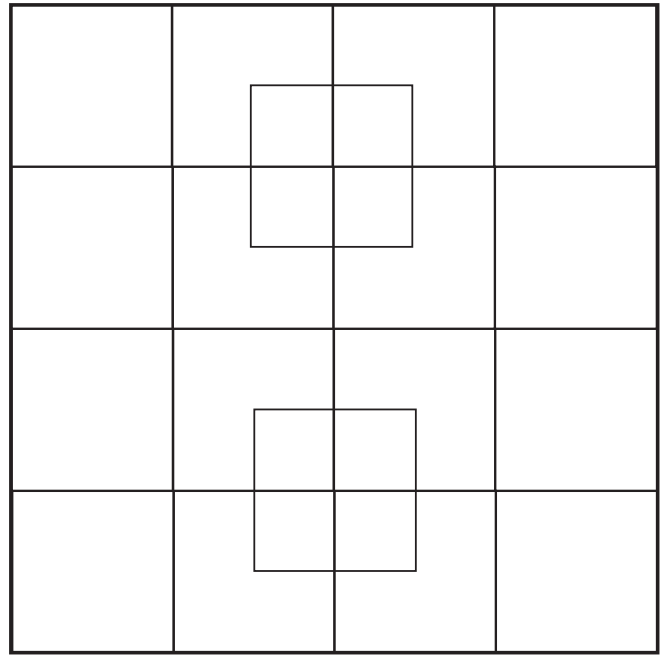

Des tableaux à remplir soi-même. /
Squares to fill in your own numbers.



	—	—	—	—
x				
—				
—				
—				
—				

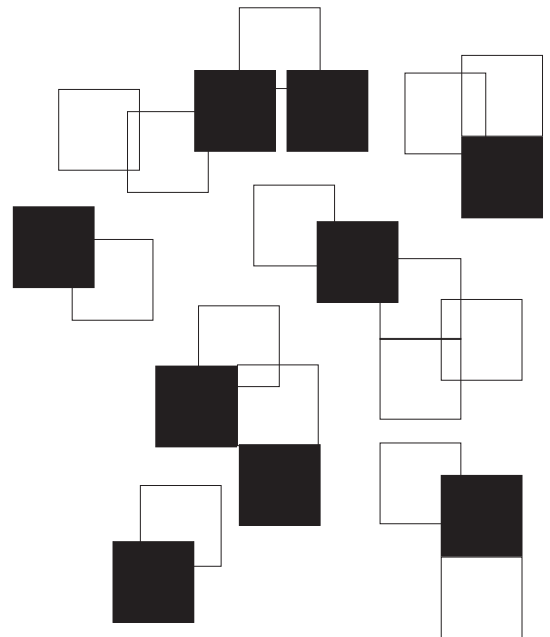
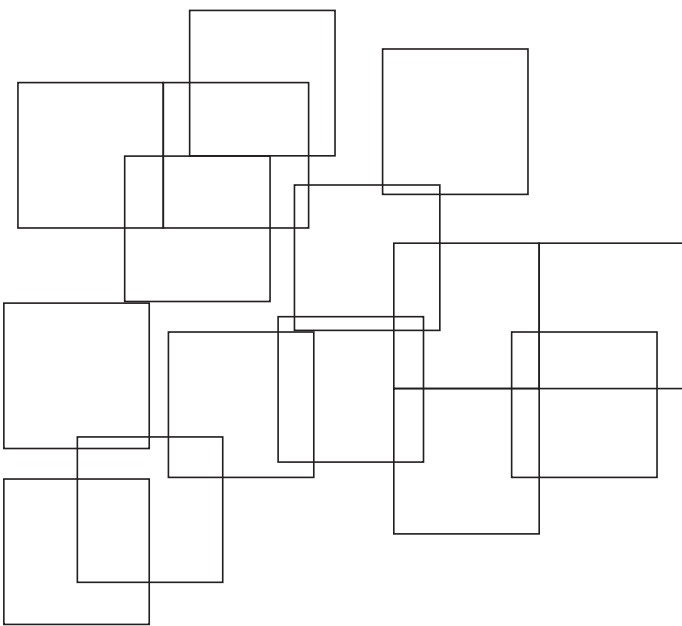
	—	—	—	—
x				
—				
—				
—				
—				

**COMBIEN DE CARRÉS TROUVES-TU ? /
HOW MANY SQUARES DO YOU FIND?**



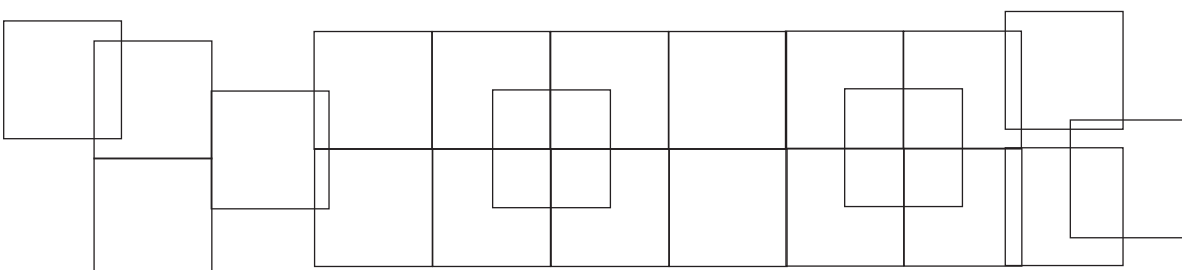
.....

.....



.....


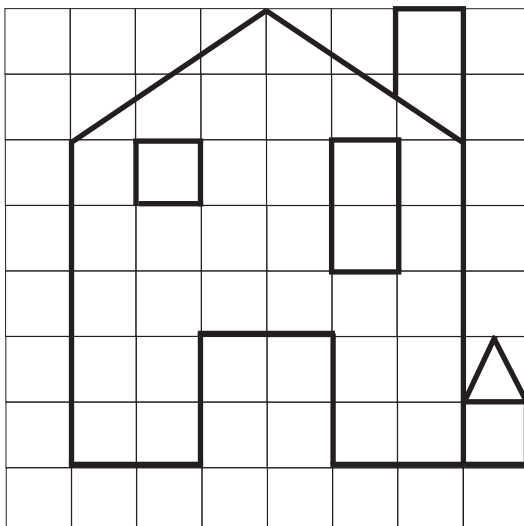
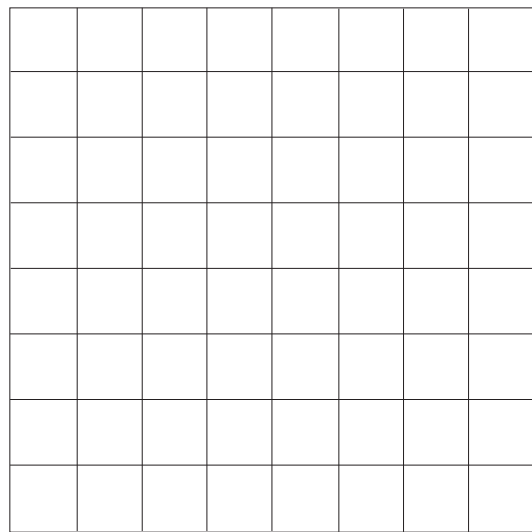
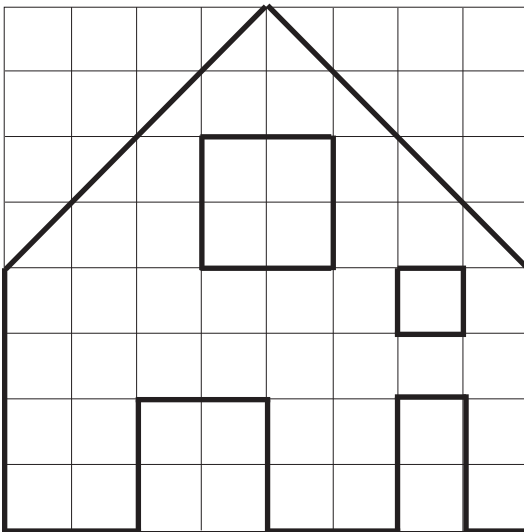
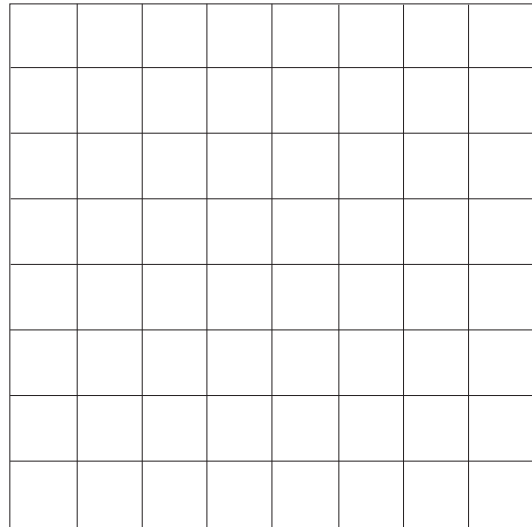
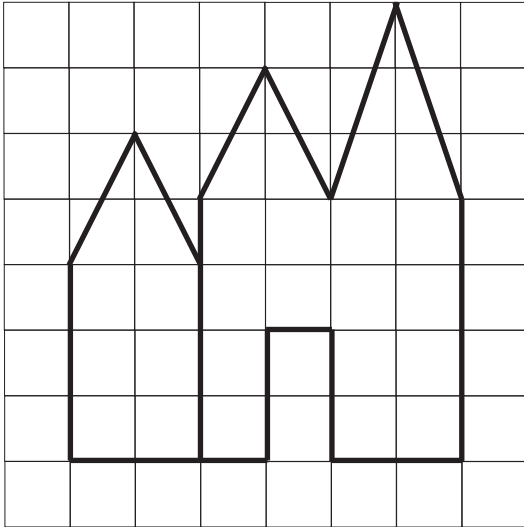
.....



.....

**COPIER DES DESSINS /
COPYING DRAWINGS**













Refais le dessin avec soin. /
Copy the drawing carefully.




TROUVE LES JUMEAUX /
FIND THE TWINS



Save the Children



Colorie les images. /
Colour the pictures.





DES SERPENTS DE COULEURS / COLOURFUL SNAKES

Dessine d'autres serpents avec des motifs. /

Draw more colourful snakes and fill them with patterns.



Save the Children




TOURBILLON DE FEUILLES / SWIRLING LEAVES


Ajoute encore des motifs et colorie-les. /
Fill the leaves with patterns and colour them.




Save the Children
















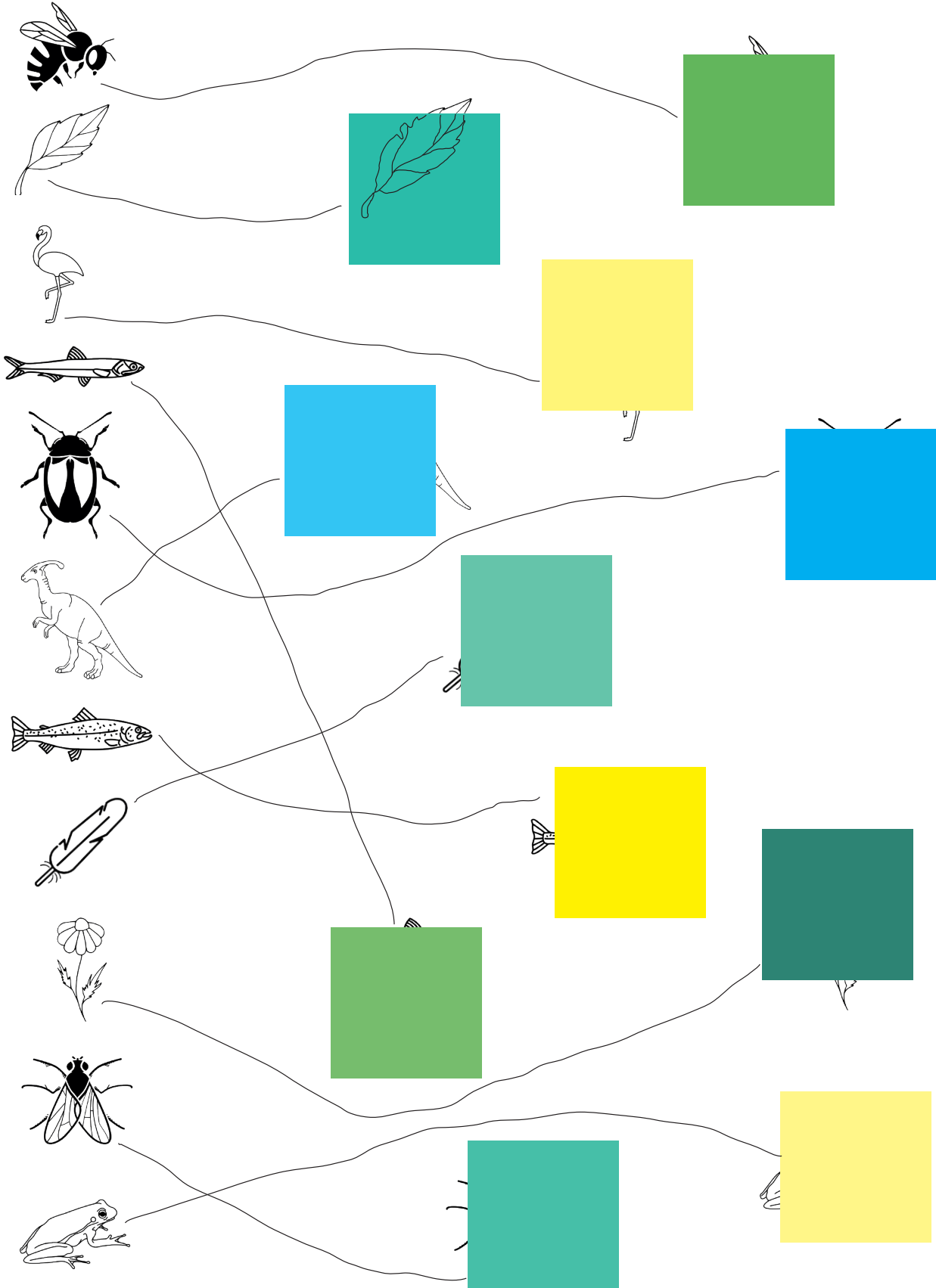
À QUI APPARTIENT LA GLACE ? /
WHOSE ICE CREAM IS IT?





QU'EST-CE QUI SE CACHE LÀ ? / WHAT'S HIDING THERE?

Relie avec une ligne. / Connect with a line












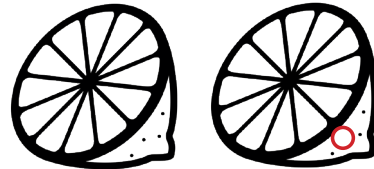

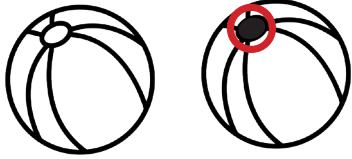


SOLUTIONS / SOLUTIONS



Save the Children

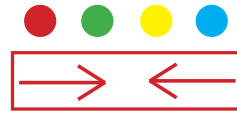
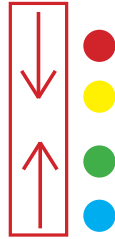
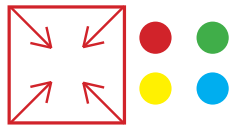
TROUVE LES DIFFÉRENCES /
FIND THE DIFFERENCES





SUDOKU DES COULEURS / COLOUR SUDOKU

Exemple : /
Example:



	●		●
●			●
	●	●	
●		●	●

●	●		●
●	●		●
	●	●	
●		●	●

●	●		●
●			●
●	●	●	
●		●	●

●	●	●	●
●			●
●	●	●	
●		●	●

●	●	●	●
●	●	●	●
●	●	●	●
●	●	●	●

1.

●	●	●	●
●	●	●	●
●	●	●	●
●	●	●	●

2.

●	●	●	●
●	●	●	●
●	●	●	●
●	●	●	●

3.

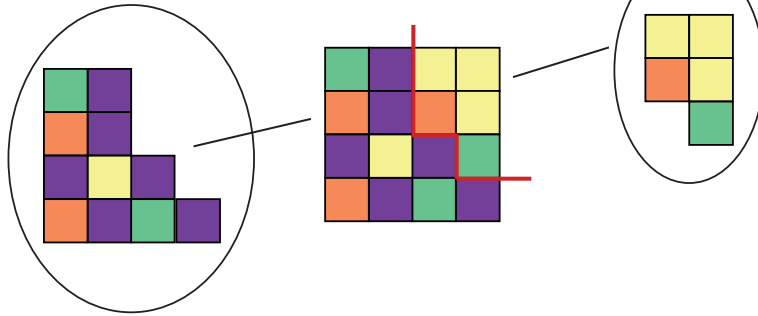
●	●	●	●
●	●	●	●
●	●	●	●
●	●	●	●

4.


●	●	●	●
●	●	●	●
●	●	●	●
●	●	●	●



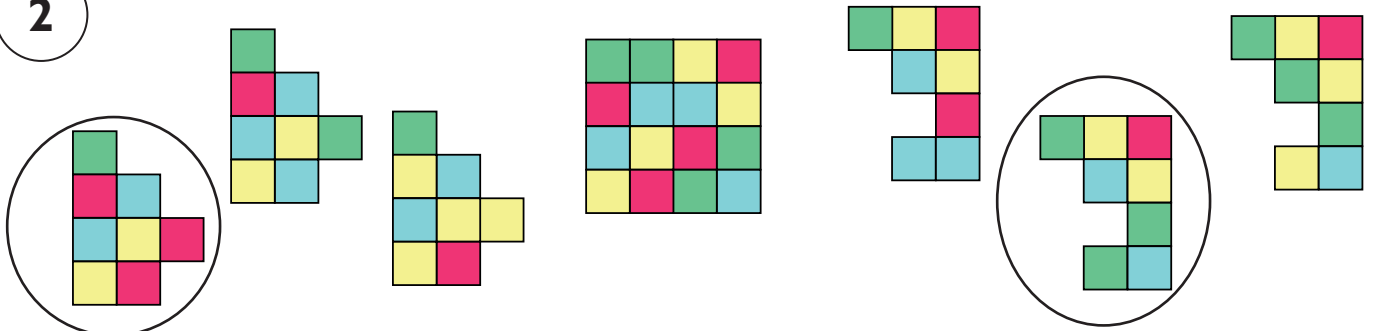
PUZZLE DE CUBES / CUBE PUZZLE



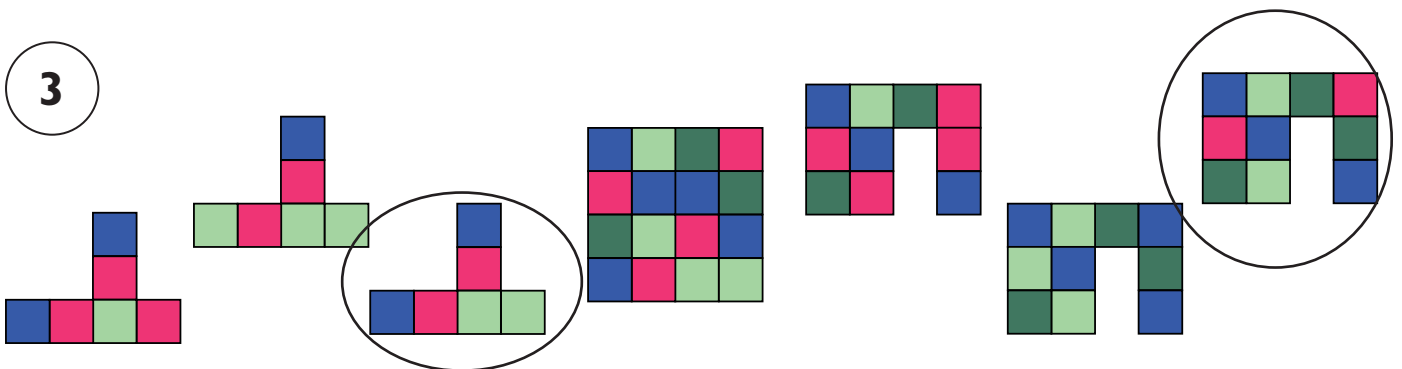
1



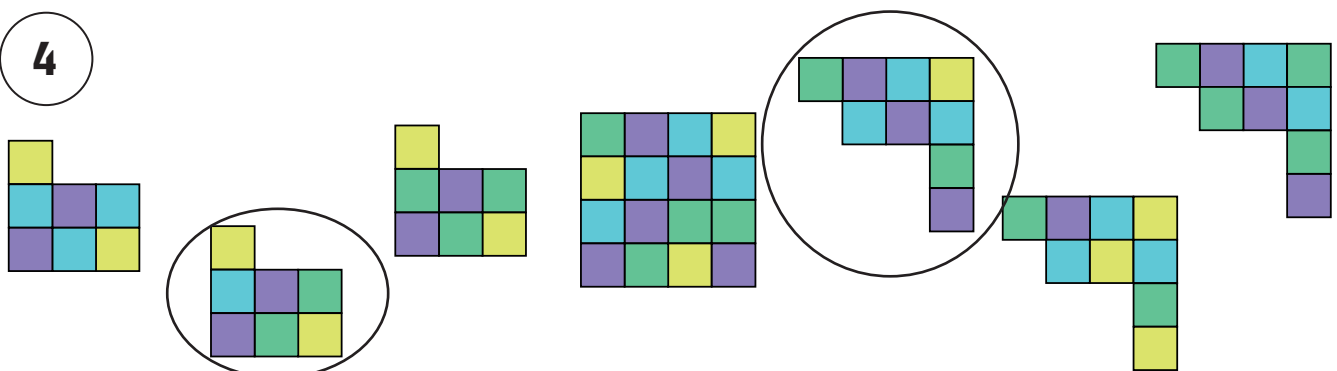
2



3

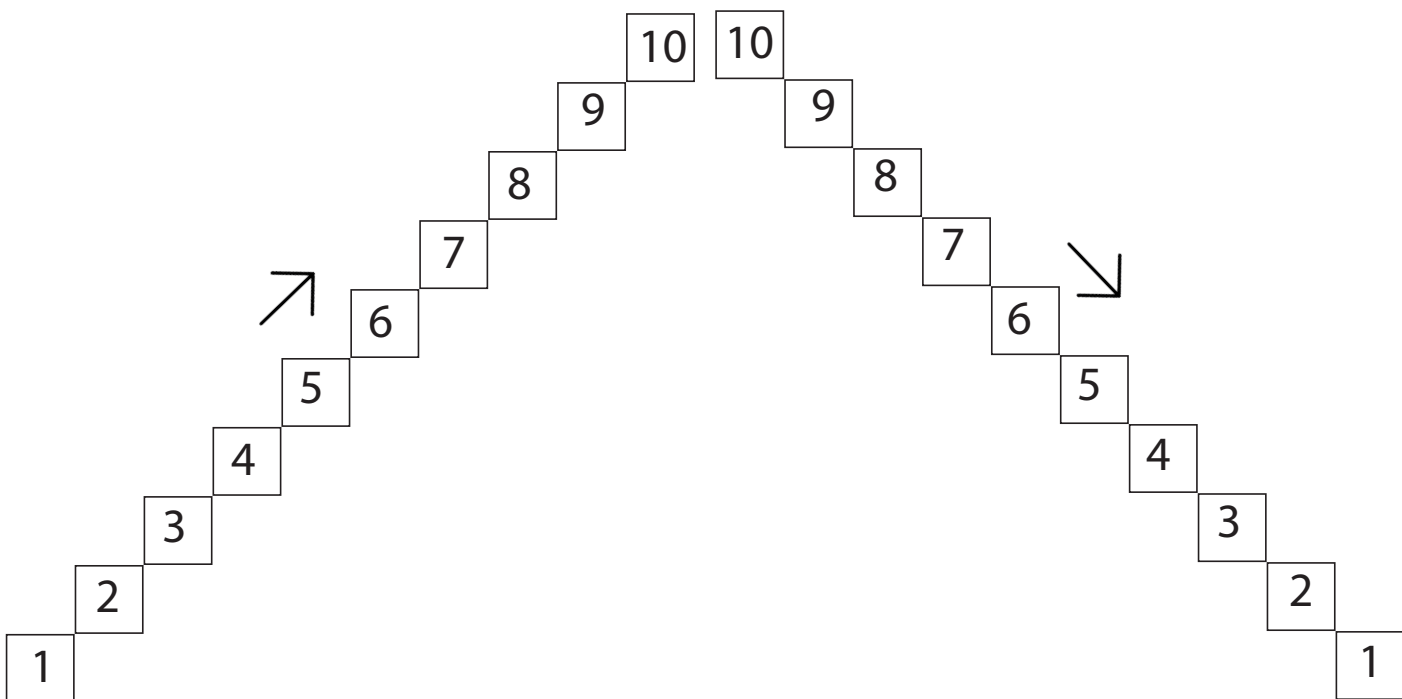
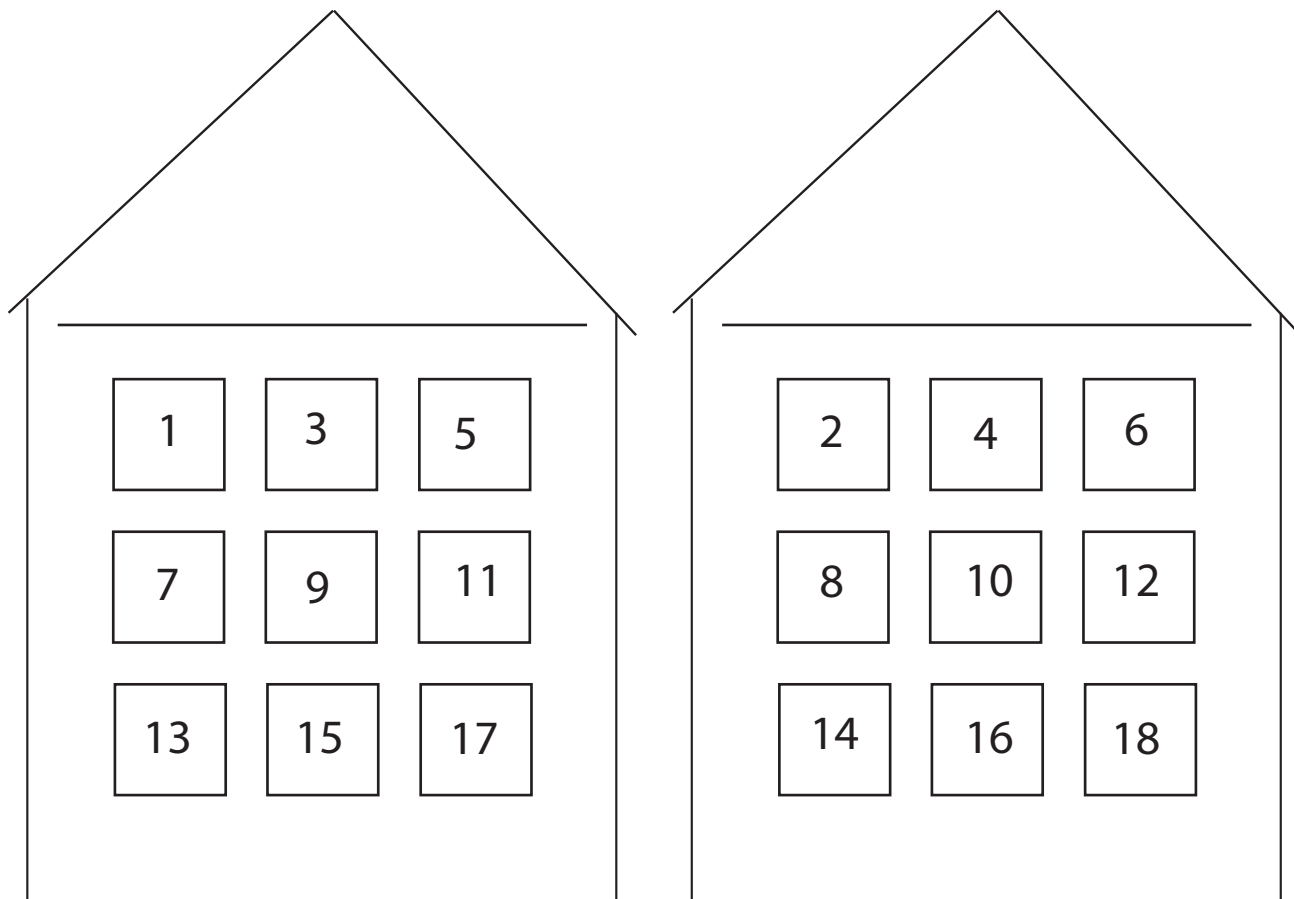


4








MAISON DES CHIFFRES / NUMBERS HOUSE



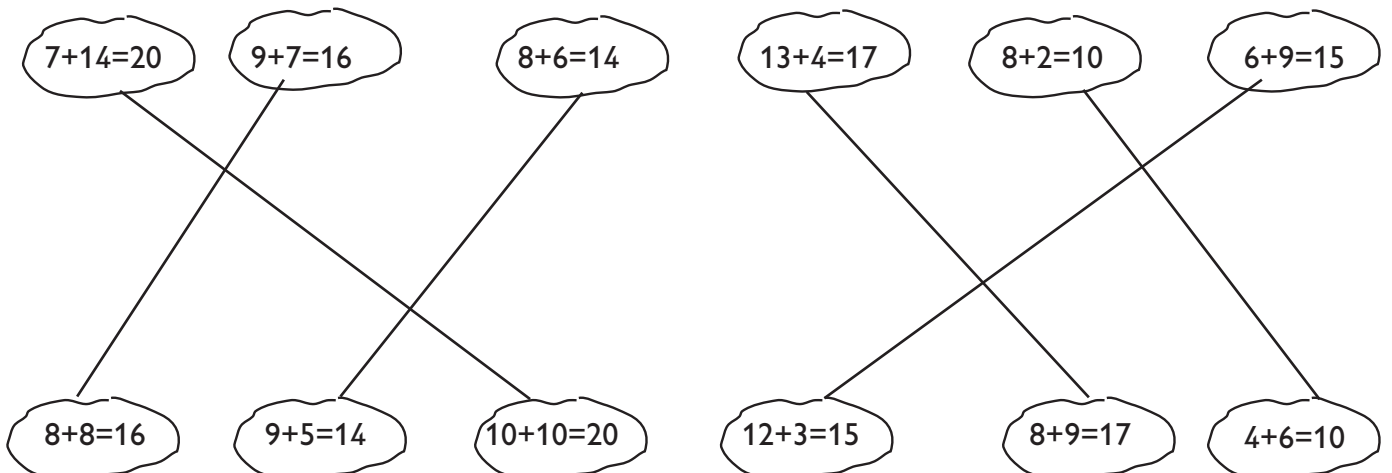
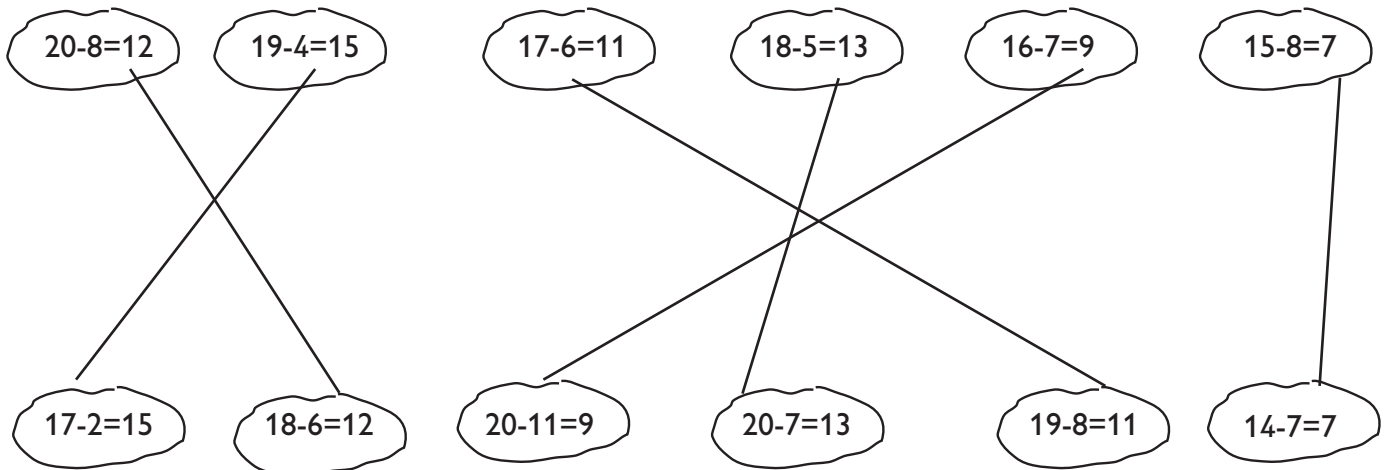
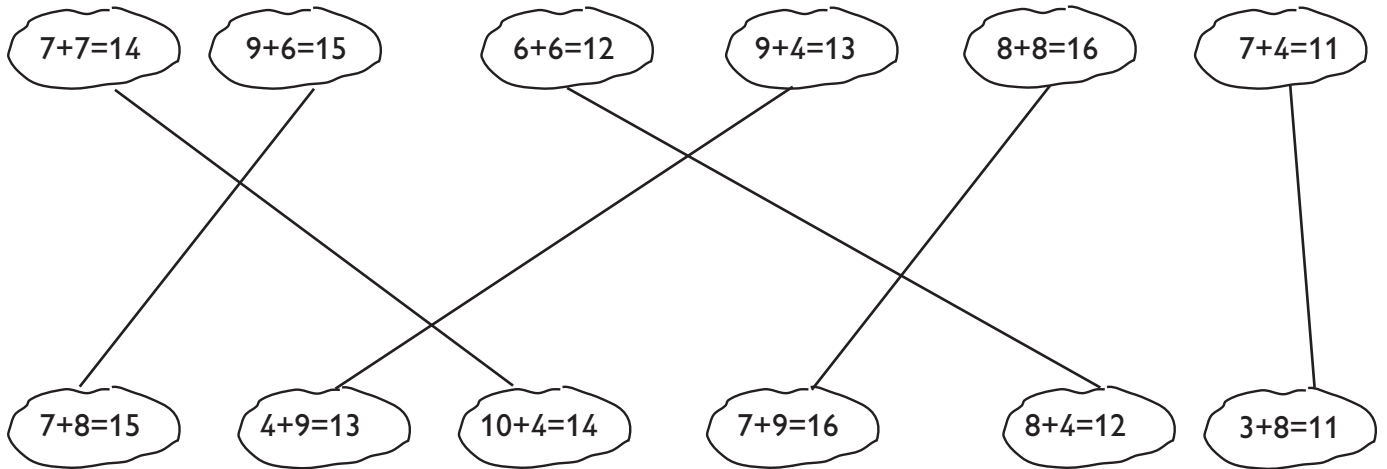


LABYRINTHE / LABYRINTH





DES SOMMES ÉGALES / EQUAL SUMS




SOLUTIONS / SOLUTIONS



Save the Children


COMPTE LES JOUETS / COUNT THE TOYS



$$= 5$$

$$\rightarrow 2 + 3 = 5 \quad / \quad 5 - 3 = 2$$

$$(4 + 1 = 5) \dots$$



$$= 4$$


$$\rightarrow 2 + 2 = 4 \quad / \quad 4 - 2 = 2$$

$$(3 + 1 = 4) \dots$$



$$= 3$$


$$\rightarrow 2 + 1 = 3 \quad / \quad 3 - 1 = 2$$



$$= 7$$

$$\rightarrow 5 + 2 = 7 \quad / \quad 7 - 2 = 5$$


$$(3 + 4 = 7) (6 + 1 = 7) \dots$$



$$= 8$$

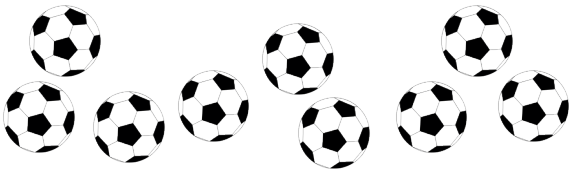
$$\rightarrow 6 + 2 = 8 \quad / \quad 8 - 6 = 2$$

$$(4 + 4 = 8) (7 + 1 = 8) \dots$$



$$= 2$$


$$\rightarrow 1 + 1 = 2 \quad / \quad 2 - 1 = 1$$



$$= 9$$

$$\rightarrow 5 + 4 = 9 \quad / \quad 9 - 4 = 5$$


$$(8 + 1 = 9) (2 + 7 = 9) \dots$$



$$= 5$$

$$\rightarrow 4 + 1 = 5 \quad / \quad 5 - 4 = 1$$

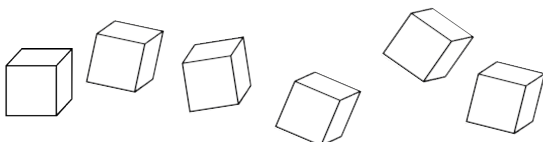
$$(2 + 3 = 5) \dots$$



$$= 4$$

$$\rightarrow 1 + 3 = 4 \quad / \quad 4 - 3 = 1$$

$$(2 + 2 = 4) \dots$$



$$= 6$$

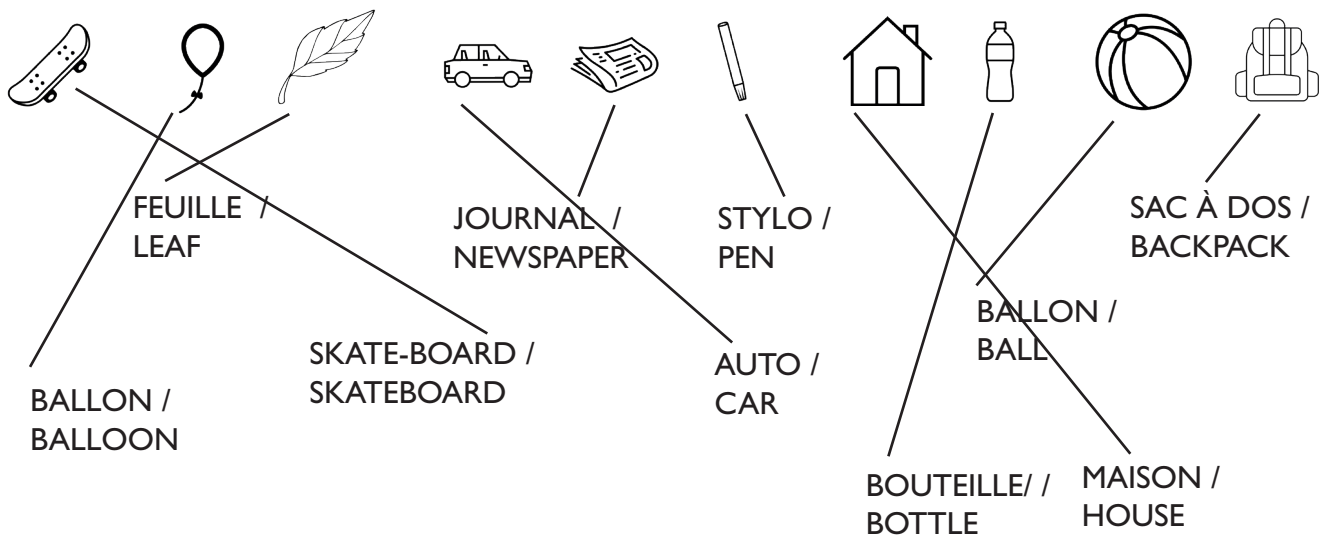
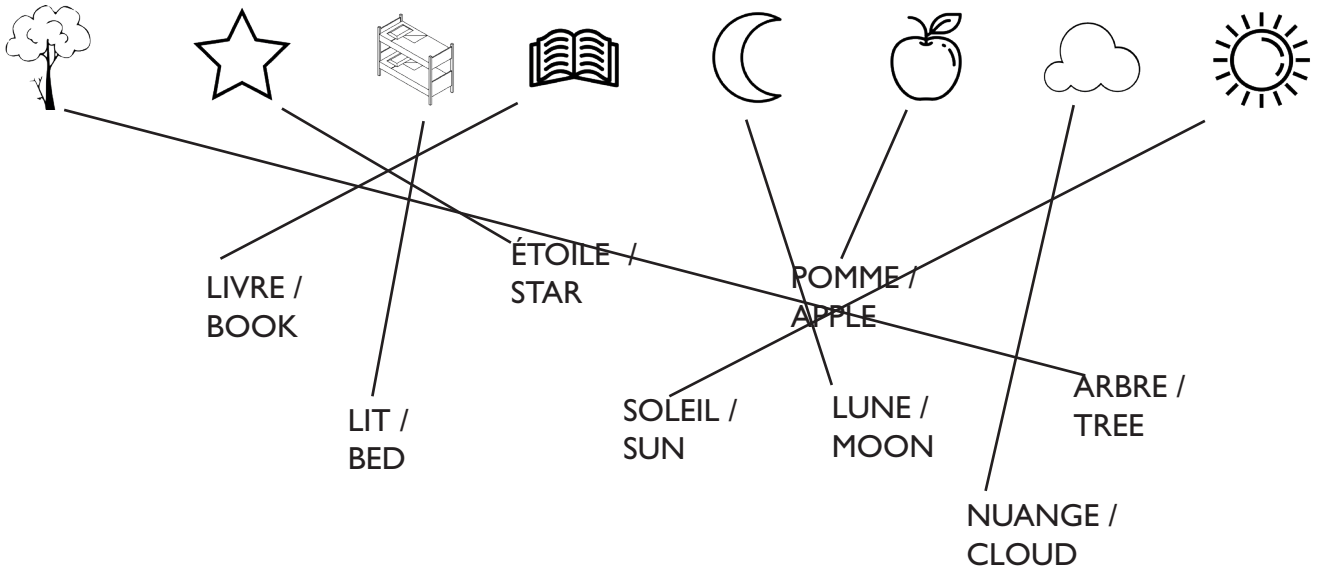
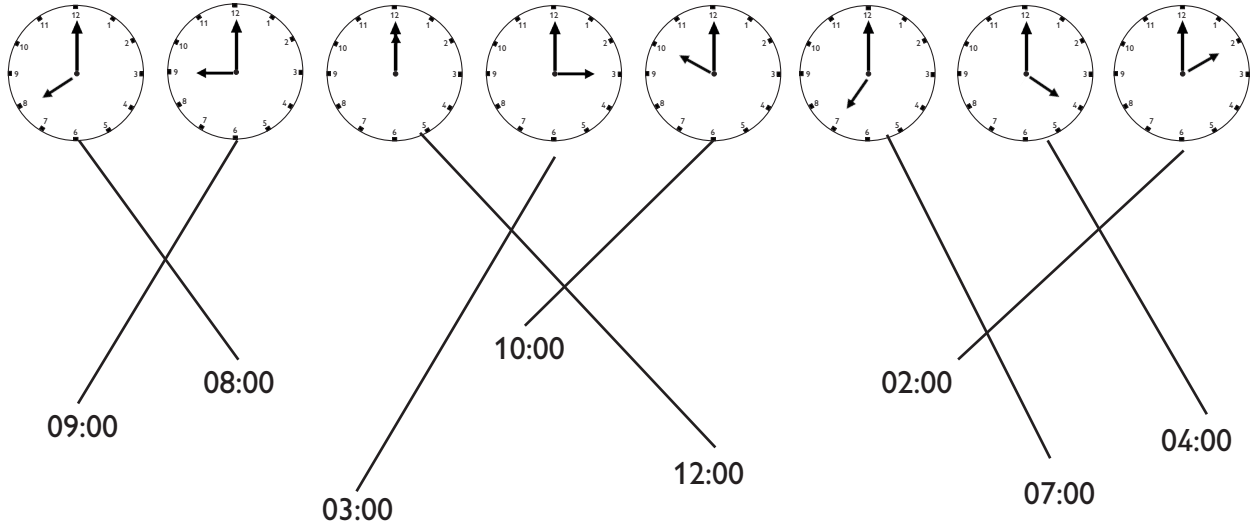
$$\rightarrow 5 + 1 = 6 \quad / \quad 6 - 1 = 5$$

$$(3 + 3 = 6) (4 + 2 = 6)$$



IMAGES ET MOTS / PICTURES AND WORDS

Joins l'image et le mot. / Join the picture and the word





TABLEAUX DES MULTIPLICATIONS / MULTIPLICATION SQUARES


	1	2	3	4
5	5	10	15	20
6	6	12	18	24
7	7	14	21	28
8	8	16	24	32

	4	3	2	1
4	16	12	8	4
3	12	9	6	3
2	8	6	4	2
1	4	3	2	1

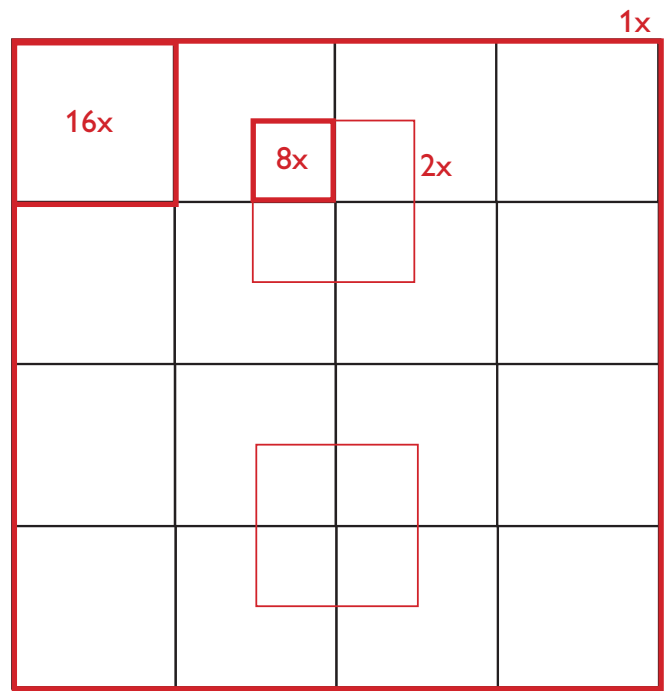
	5	6	7	8
5	25	30	35	40
6	30	36	42	48
7	35	42	49	56
8	40	48	56	64



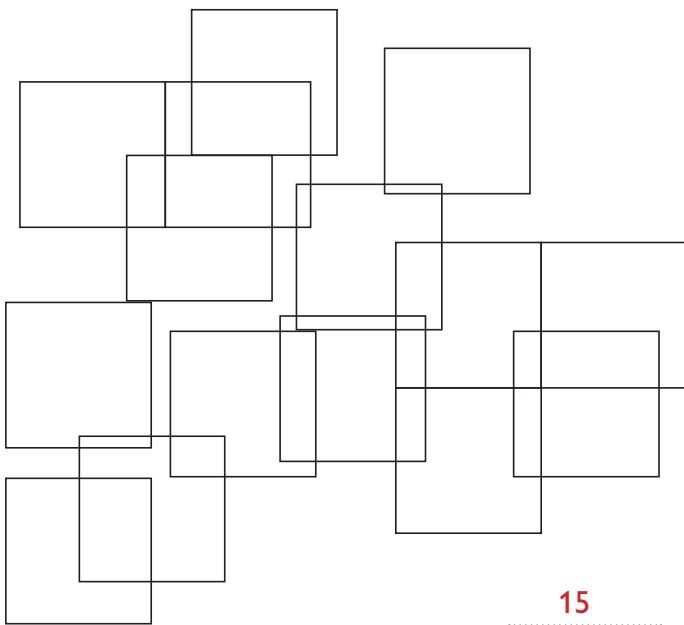
COMBIEN DE CARRÉS TROUVES-TU ? /
HOW MANY SQUARES DO YOU FIND?




17



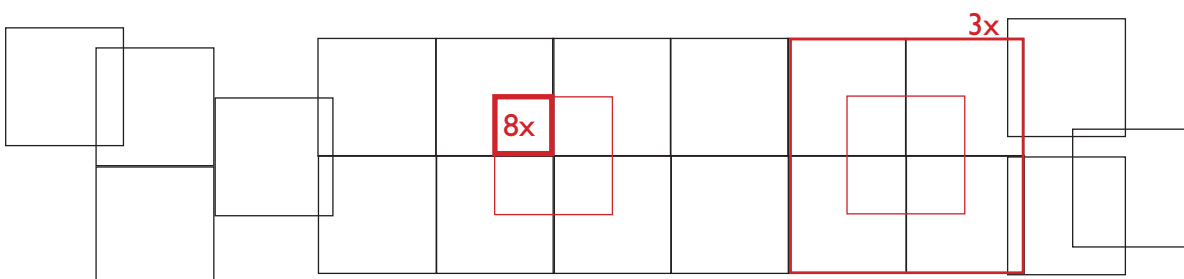
27



15



24



32

SOLUTIONS / SOLUTIONS



Save the Children

TROUVE LES JUMEAUX /
FIND THE TWINS

