





KIT D'APPRENTISSAGE ET DE JEUX



LEARN AND PLAY KIT





Tu as besoin de : / You need:



Idées pour les enfants, les jeunes et les familles
Ideas for Kids, Youth and Families

**POUR LES PARENTS :
PROTECTION, INFORMATION, SOUTIEN /
FOR PARENTS : PROTECTION, INFORMATION, CARE**



www.savethechildren.ch/parents



**A CETTE ADRESSE, LES PARENTS TROUVERONT DES
IDÉES, DES VIDÉOS ET DES INFORMATIONS. /**

**AT THIS LINK, PARENTS WILL FIND HELPFUL IDEAS,
VIDEOS AND INFORMATION.**



**JOUER AVEC SON ENFANT /
PLAYING WITH YOUR CHILD**



**APPRENDRE AVEC SON ENFANT /
LEARNING WITH YOUR CHILD**



**PARLER À SON ENFANT /
SPEAKING WITH YOUR CHILD**



**SE DÉTENDRE /
RELAXING**



Aa



Bb



Cc



Dd

Ee

Ff

Gg



Hh

Ii

Jj



Ll



Mm

Nn



Oo



Pp

Qq

Rr



Ss



Tt

Uu

Vv

Ww

Xx

Yy



Zz



ABC Chanson :

https://www.youtube.com/watch?v=_LYy3P2okyw

Aa..... *arbre*

Bb.....

Dd.....

Cc.....

Hh.....

Ll.....

Mm.....

Oo.....

Pp.....

Ss.....

Tt.....

Zz.....

soleil

zèbre

tomate

cerise

maison

hibou



arbre

dinosaure

lait

pomme

orange

bateau



Aa



Bb



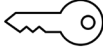
Cc Dd



Ee Ff



Gg Hh



Ii Jj



Kk Ll Mm



Nn Oo



Pp



Qq Rr Ss



Tt Uu



Vv Ww



Xx Yy Zz



ABC Song:

<https://www.youtube.com/watch?v=75p-N9YKqNo>

<https://www.youtube.com/watch?v=BELIZKpi1Zs>

Aa.....apple.....

Bb.....

Dd.....

Ff.....

Hh.....

Kk.....

Mm.....

Oo.....

Pp.....

Ss.....

Tt.....

Ww.....

Zz.....

sun

zebra

tomato

water

milk

house

key

apple

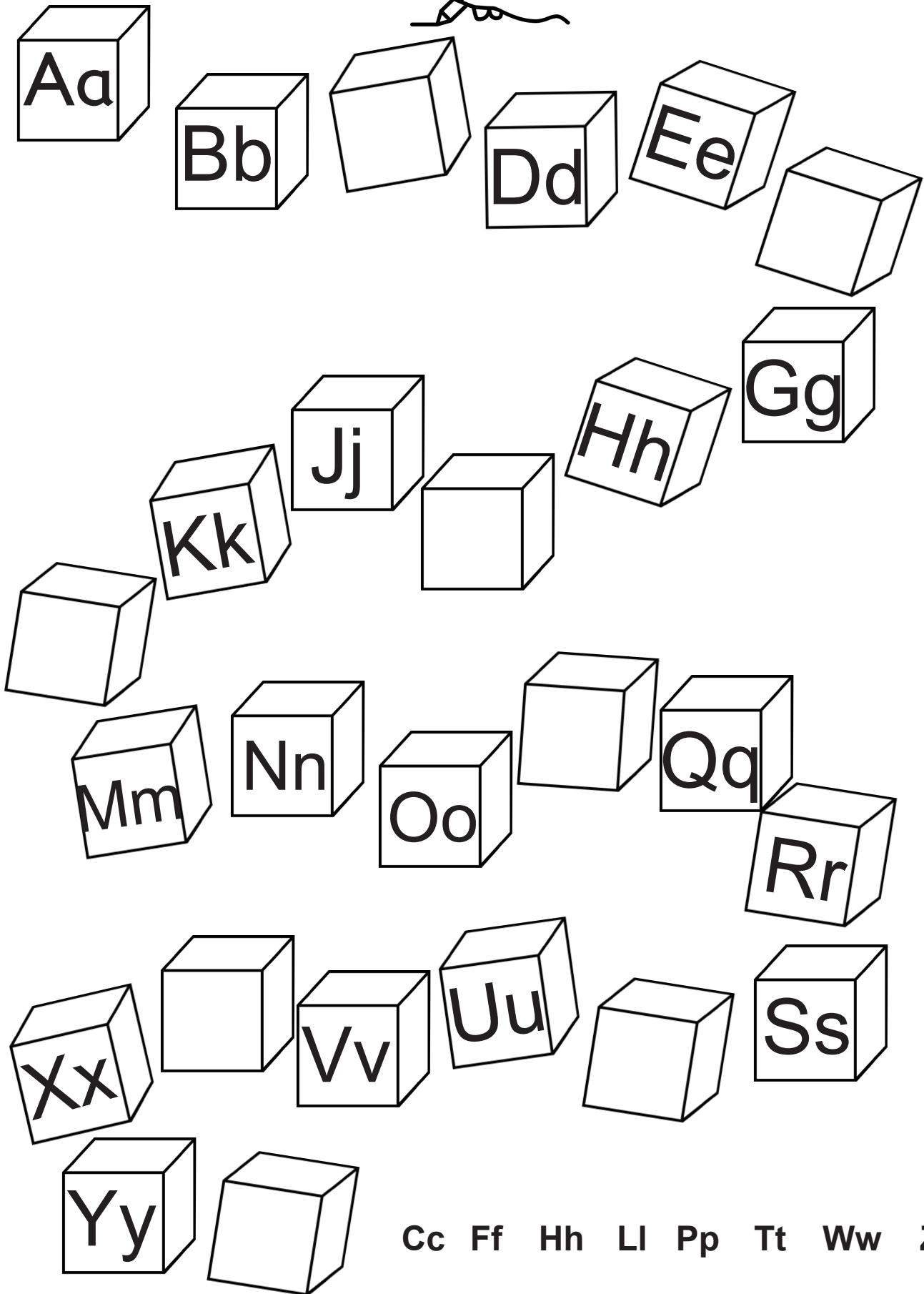
dinosaur

fish

pizza

orange

bread



Colorie les images. /
Colour the pictures.

QUELLE IMAGE NE CORRESPOND PAS À LA RANGÉE ? /
WHICH PICTURE DOES NOT FIT IN THE ROW?





L'enfant /
the child



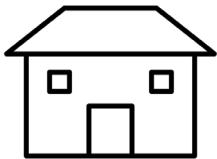
La femme /
the woman



L'homme /
the man




Le chien /
the dog



La maison /
the house



L'arbre /
the tree



La voiture /
the car




La chaise /
the chair



La plante /
the plant



L'oreiller /
the pillow

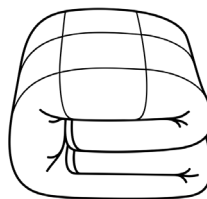


La poussette /
the stroller

La mère /
the mother



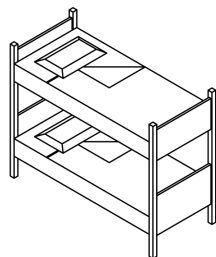
La table /
the table



La couverture /
the blanket



La peluche /
the stuffed animal



Le lit /
the bed



Le garçon /
the boy

Le père /
the father

La fille /
the girl

DES PERSONNES ET DES OBJETS / THINGS AND PEOPLE

Sais-tu nommer les personnes et les objets ci-dessous ? Écris le mot correspondant à l'image / Can you name these things? Write the correct word next to the picture.



Save the Children



.....



.....




.....



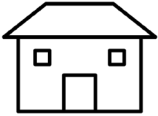
.....



.....



.....



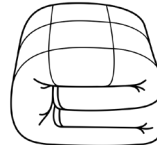
.....



.....



.....



.....




.....



.....



.....



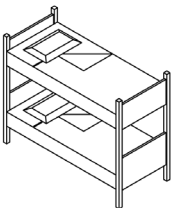
.....



.....



.....



.....



.....




.....

**À QUI APPARTIENNENT CES EMPREINTES ? /
WHOSE FOOTPRINTS ARE THESE ?**


Relie l'empreinte à son propriétaire avec une ligne. /
Connect the footprint with the right animal.




Save the Children




Le loup /
the wolf




Le cheval /
the horse




L'ours /
the bear




L'éléphant /
the elephant




L'être humain /
the human being




La poule /
the chicken




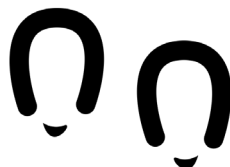
La grenouille /
the frog



Le canard /
the duck



Le chat /
the cat



Colorie les images. /
Colour the pictures.

A RAM SAM SAM

Chanson avec mouvements / Song with movements



Save the Children



Youtube:Aramsamsam

<https://www.youtube.com/watch?v=9W36DUhgLQY>


<https://www.youtube.com/watch?v=lulN-zRc7X0>

A ram sam sam, a ram sam sam
Guli guli guli guli guli ram sam sam
A ram sam sam, a ram sam sam
Guli guli guli guli guli ram sam sam
A rafiq, a rafiq
Guli guli guli guli guli ram sam sam
A rafiq, a rafiq
Guli guli guli guli ram sam sam



A Ram Sam Sam : Tape sur tes cuisses.
Guli guli : Fais rouler tes mains devant le haut de ton corps.
A rafiq, a rafiq : Lève tes bras au-dessus de la tête et des épaules.

A Ram Sam Sam: Slap your thighs.
Guli guli: Roll your hands in front of your upper body.
A rafiq, a rafiq: Raise your arms high over your head and shoulders.




JEU DE NOMS / NAME GAME



A


Je connais un enfant qui s'appelle A...
I know a kid named A...



M


A...?

Amanda



Z


Je connais un enfant qui s'appelle K...
I know a kid named K...



E

K...?

Karim



JEU DE CALCUL / MATHS GAME

$5+2=?$

4

7


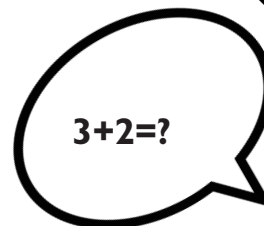
7


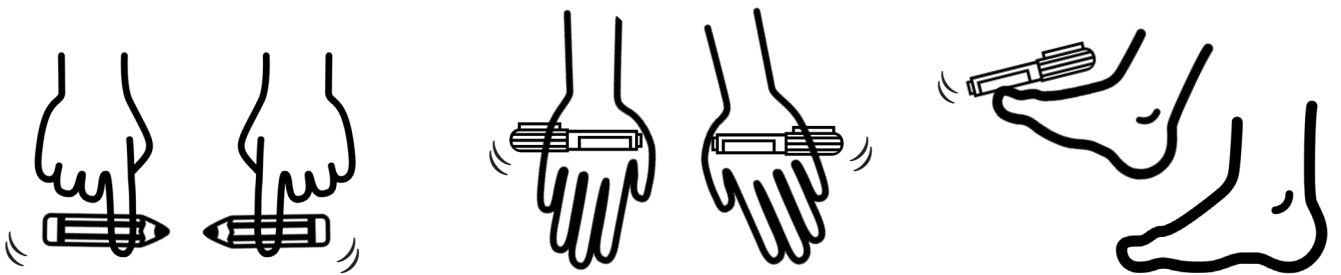










3

?

$3+2=?$



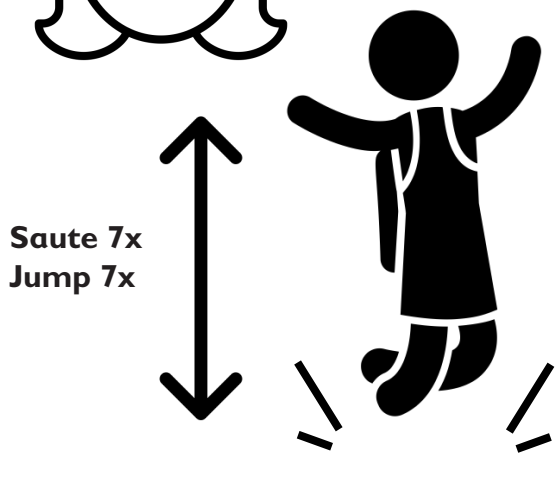








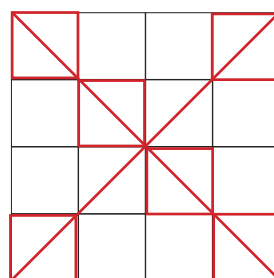

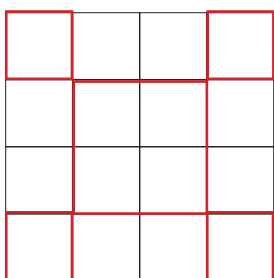
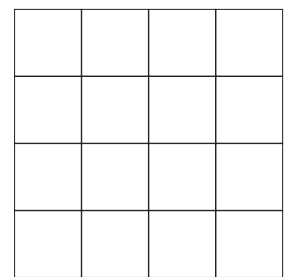
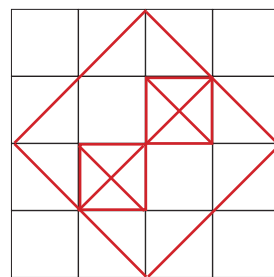

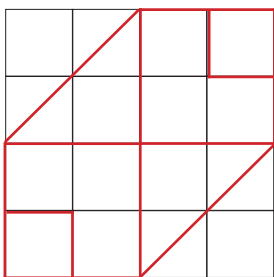
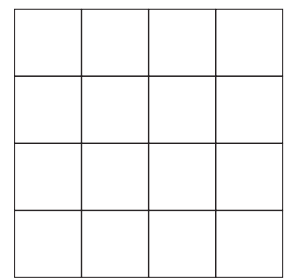
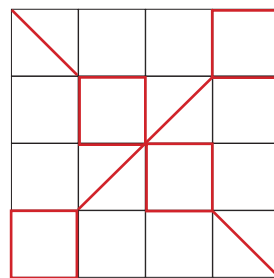
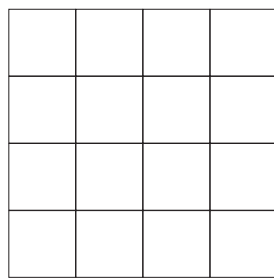
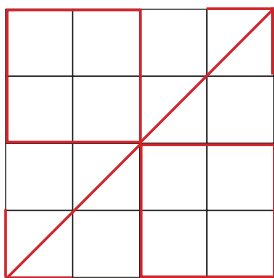
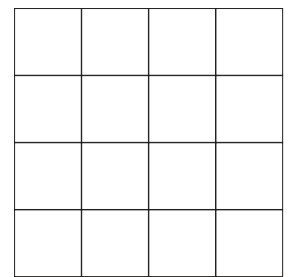
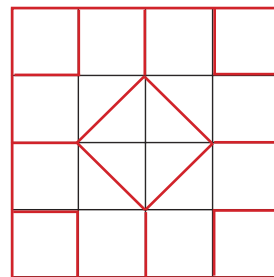

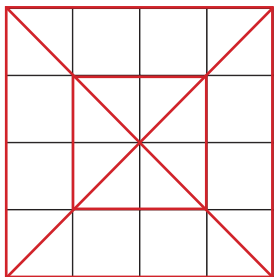
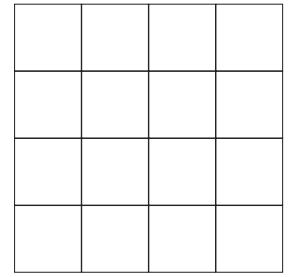
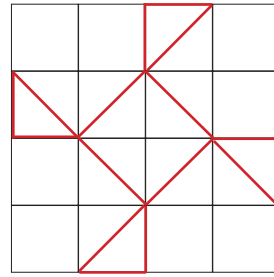
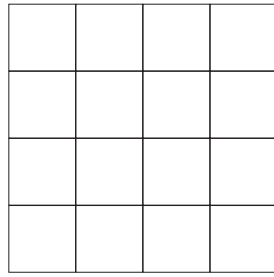
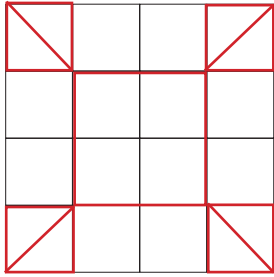
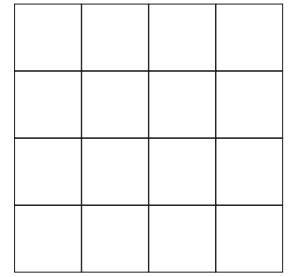
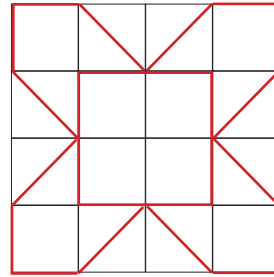
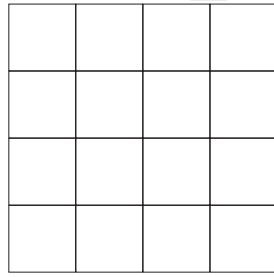
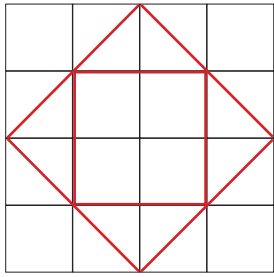


SAUTER / JUMPING



Save the Children





PUZZLE DE CUBES / CUBE PUZZLE

Retrouve les pièces qui forment le grand carré.
Encerle-les. / With which parts was the cube put together?
Circle them.



1

A 4x4 grid puzzle with a central circle around it. The grid contains the following colors: Row 1: Green, Red, Yellow, Yellow; Row 2: Blue, Red, Blue, Yellow; Row 3: Red, Yellow, Red, Green; Row 4: Blue, Red, Green, Red. Surrounding the grid are several pieces: a 4x4 grid (top-left), a 4x4 grid (top-center), a 4x4 grid (top-right, circled), a 4x4 grid (middle-left), a 4x4 grid (middle-right), a 4x4 grid (bottom-left), a 4x4 grid (bottom-center), and a 4x4 grid (bottom-right).

2


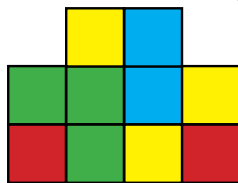


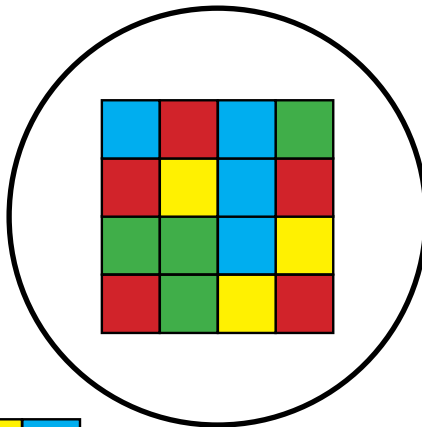


A 4x4 grid puzzle with a central circle around it. The grid contains the following colors: Row 1: Blue, Red, Blue, Green; Row 2: Red, Yellow, Red, Red; Row 3: Red, Red, Blue, Red; Row 4: Red, Green, Blue, Yellow. Surrounding the grid are several pieces: a 4x4 grid (top-left), a 4x4 grid (top-center), a 4x4 grid (top-right), a 4x4 grid (middle-left), a 4x4 grid (middle-right), a 4x4 grid (bottom-left), a 4x4 grid (bottom-center), and a 4x4 grid (bottom-right).

PUZZLE DE CUBES / CUBE PUZZLE

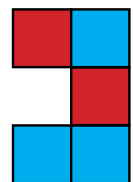


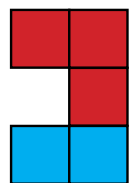



Retrouve les pièces qui forment le grand carré.
Encerle-les. / With which parts was the cube put together?
Circle them.






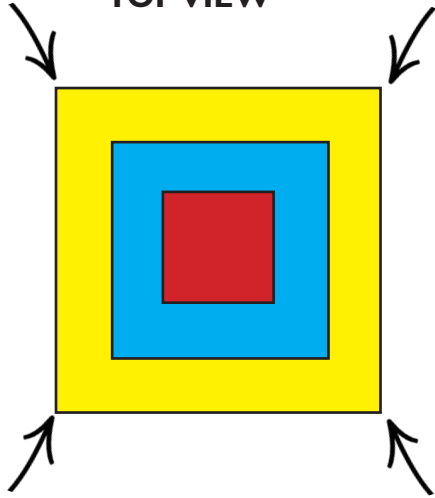
3



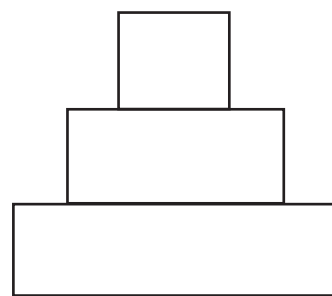
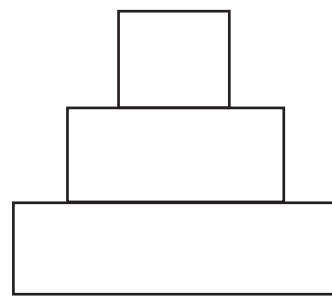
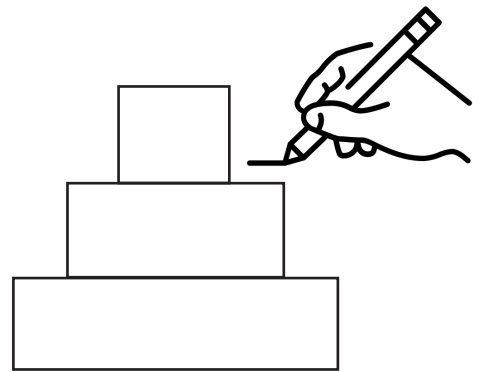
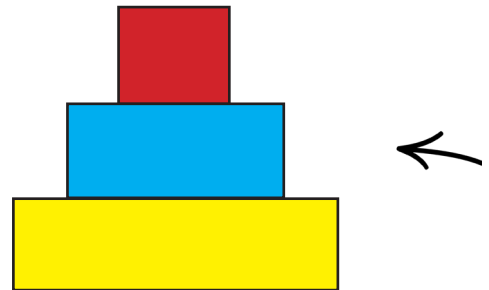
4



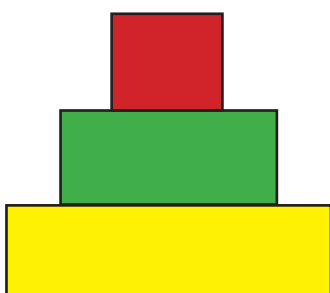
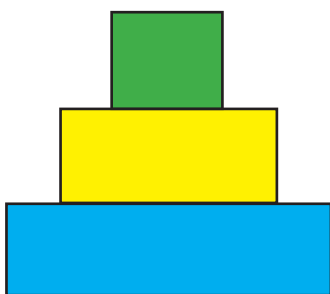
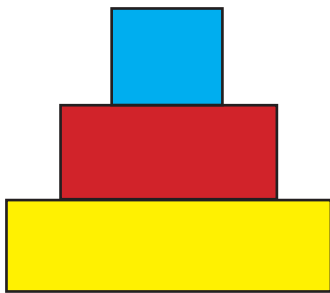
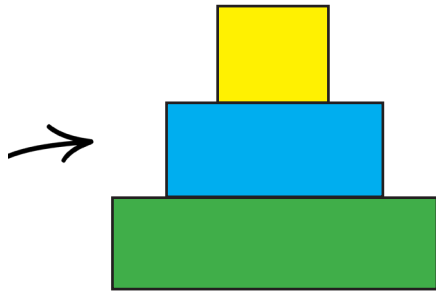
VUE DU HAUT /
TOPVIEW



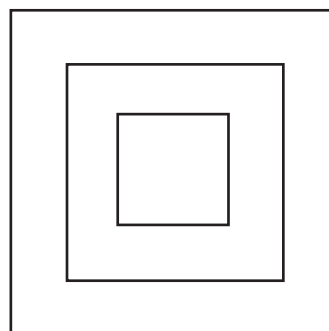
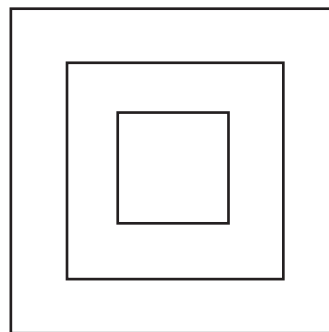
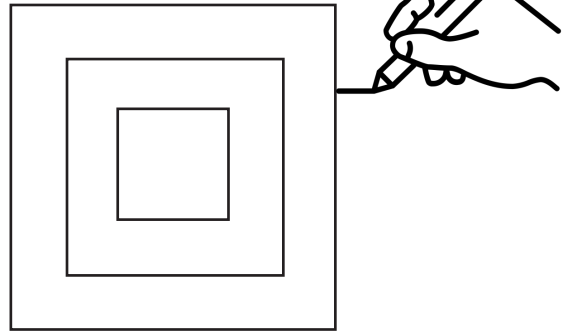
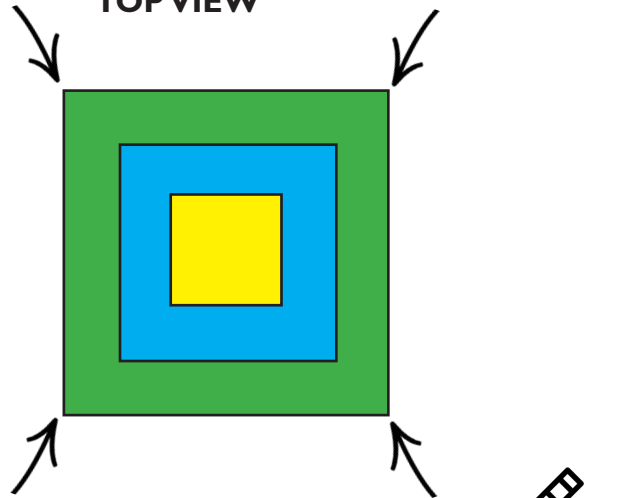
VUE DE CÔTÉ /
SIDEVIEW



VUE DE CÔTÉ /
SIDE VIEW

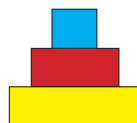

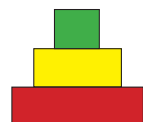
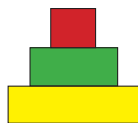
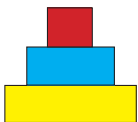
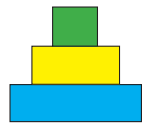
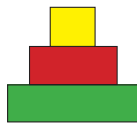
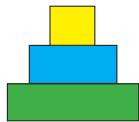



VUE DU HAUT /
TOP VIEW



**TROUVE LES BONNES PAIRES /
FIND THE MATCHING PAIRS**

Relie-les avec une ligne. / Connect them with a line.



LE MONSTRE DES NOMBRES / NUMBER MONSTER


Le monstre ne mange que les nombres que tu peux diviser par 4.
Encerle les nombres correspondants. / The number monster only eats
numbers that you can divide by 4. Circle the right ones.



Save the Children

Beispiel: / Example: 12 ✓

10 ✗



$(4 \times 3 = 12)$
 $(12 : 4 = 3)$

24

9

13

25



32

40

20

17

36

28

27

24

8

30

18

16

10

 Youtube chanson de chiffres 1-10: <https://www.youtube.com/watch?v=3D-2fTVbukU>
 Youtube Song of numbers 1-10: https://www.youtube.com/watch?v=4sHOH_zsRl4

1 2 3 4 5 6 7 8 9 10

$$\text{apple} + \text{apple} = 2$$

$$\text{sun} + \text{sun} + \text{sun} =$$

$$\text{pizza slice} + \text{pizza slice} + \text{pizza slice} + \text{pizza slice} + \text{pizza slice} =$$

$$\text{cherry} + \text{cherry} + \text{cherry} + \text{cherry} + \text{cherry} + \text{cherry} + \text{cherry} + \text{cherry} =$$

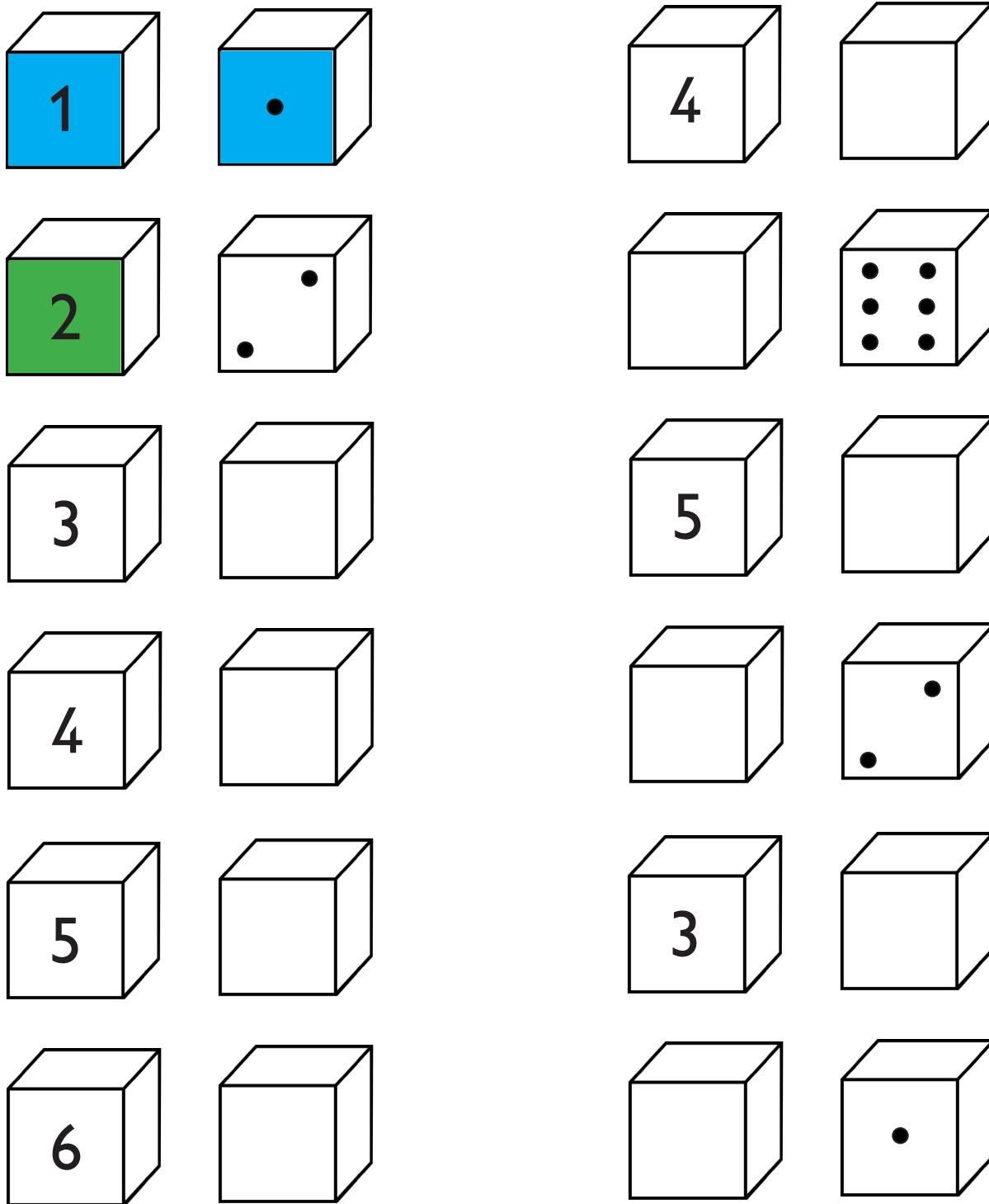
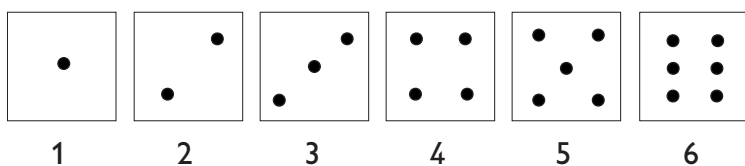
$$\text{fish} + \text{fish} + \text{fish} + \text{fish} =$$

$$\text{zebra} + \text{zebra} + \text{zebra} + \text{zebra} + \text{zebra} + \text{zebra} =$$


$$\text{tree} + \text{tree} + \text{tree} + \text{tree} + \text{tree} + \text{tree} + \text{tree} + \text{tree} + \text{tree} + \text{tree} =$$

$$\text{house} + \text{house} + \text{house} + \text{house} + \text{house} + \text{house} + \text{house} + \text{house} + \text{house} =$$

$$\text{dinosaur} + \text{dinosaur} + \text{dinosaur} + \text{dinosaur} + \text{dinosaur} + \text{dinosaur} =$$



Colorie les images. /
Colour the pictures. →



**MOINS ET PLUS /
MINUS AND PLUS**



Save the Children

$10 - 3 =$

$5 + 3 =$

$10 - 2 =$

$4 - 3 =$

$4 + 3 =$

$4 - 1 =$

$9 - 7 =$

$1 + 7 =$

$2 + 7 =$

$9 - 8 =$

$1 + 8 =$

$9 - 3 =$

$10 - 6 =$

$3 + 6 =$

$10 - 5 =$

$8 - 1 =$

$8 + 1 =$

$5 + 1 =$

$7 - 2 =$

$7 + 2 =$

$7 + 3 =$

$5 - 3 =$

$5 + 3 =$

$5 - 1 =$

$10 - 1 =$

$7 + 1 =$

$10 - 7 =$

$6 - 4 =$

$5 + 4 =$

$6 - 3 =$

$8 - 4 =$

$3 + 4 =$

$3 + 6 =$

$7 - 3 =$

$7 + 2 =$

$7 + 1 =$

$5 - 2 =$

$5 + 2 =$

$5 - 3 =$

$6 - 1 =$

$6 + 3 =$

$6 - 4 =$

$8 - 5 =$

$8 + 1 =$

$8 - 3 =$

$9 - 2 =$

$5 + 2 =$

$9 - 4 =$

$8 - 3 =$

$8 + 2 =$

$5 - 3 =$

$9 - 7 =$

$9 + 1 =$

$5 + 2 =$

$4 - 1 =$

$4 + 1 =$

$4 + 1 =$

$7 - 4 =$

$7 + 3 =$

$3 + 4 =$

$8 - 5 =$

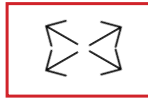
$2 + 5 =$

$1 + 5 =$

Exemple : / Example:

Chiffres 1-6

2	1	6			3
3	4	5	2	6	
	2				
				1	
	3	2		4	
1					6



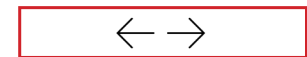
Chiffres 1-6

2	1	6			3
3	4	5	2	6	
5	2				
4				1	
6	3	2		4	
1					6



Chiffres 1-6

2	1	6	4	5	3
3	4	5	2	6	
5	2				
4				1	
6	3	2		4	
1					6



Sudoku 1:

Chiffres 1-6 /
Numbers 1-6



2	1	6	4	5	3
3	4	5	2	6	
5	2				
4				1	
6	3	2		4	
1					6

Sudoku 2:

Chiffres 1-6 /
Numbers 1-6

		6		2	
5		2			
				4	6
6	5				
			2		3
	6		1		

Sudoku 3:

Chiffres 1-6 /
Numbers 1-6

	2				5
	4				2
	1				6
2				4	
4				5	
5				1	

Sudoku 4:



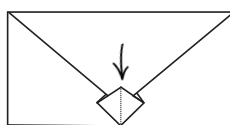
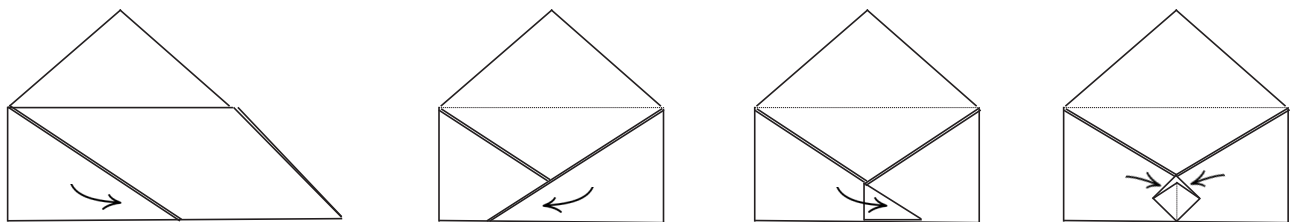
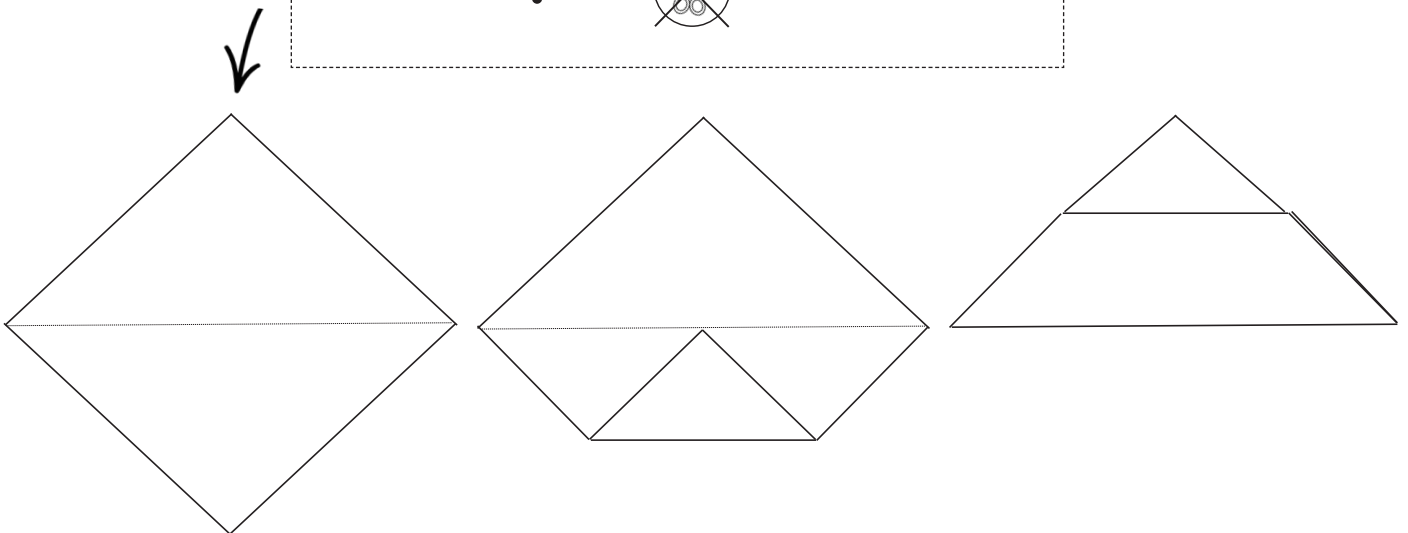
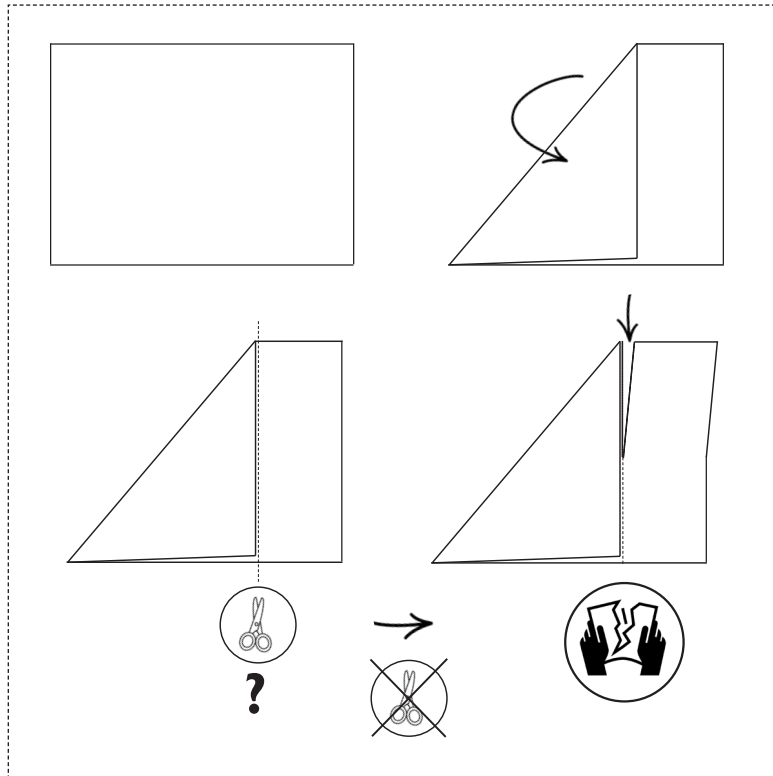
Chiffres 1-6 /
Numbers 1-6

			4		
	3			1	
4			3	2	
	5	3			4
	1			4	
		6			

FABRIQUER UNE ENVELOPPE ET ÉCRIRE UNE LETTRE /
FOLD AN ENVELOPE AND WRITE A LETTER




Save the Children



.....
.....
.....


Écris ton nom : / Write your name:



Dessine-toi : / Draw yourself:




Ta couleur préférée : / Your favourite colour:



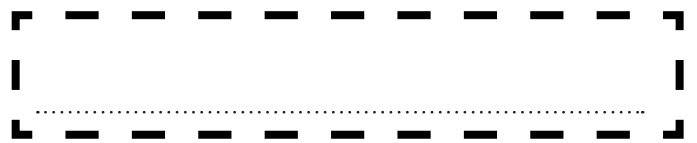
Quel est ton jeu préféré ? Dessine-le : /
What's your favourite game? Draw it:




Dessine tes chaussures : / Draw your shoes:



Quel âge as-tu ? / How old are you?



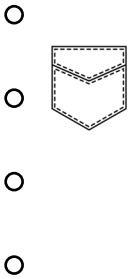




D'où viens-tu ? / Where are you from?



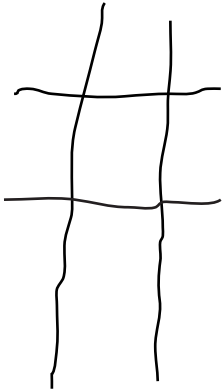



Dessine ton plat préféré : /
Draw your favourite food:

COMPLÈTE LES PERSONNAGES /
FINISH DRAWING THE PEOPLE












FATIMA

FATIMA

FATIMA



1 2 3















MON


nom est

SIMON.

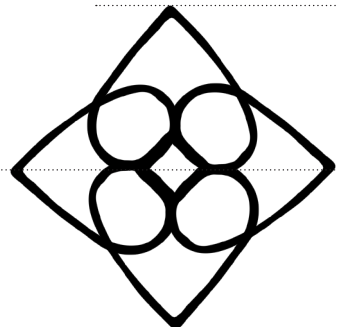
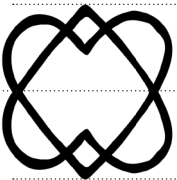

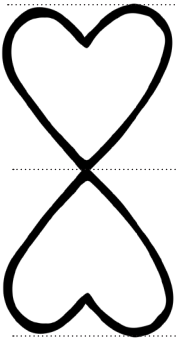
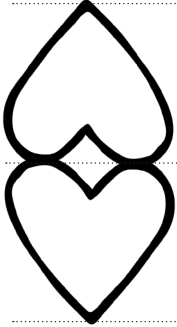

COUCOU LE POISSON ! / HELLO FISH!



REPRODUIRE DES FORMES /
COPYING SHAPES



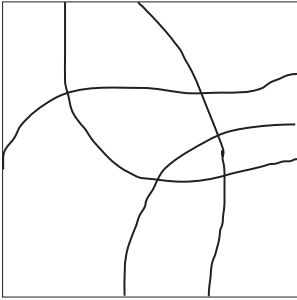
Save the Children



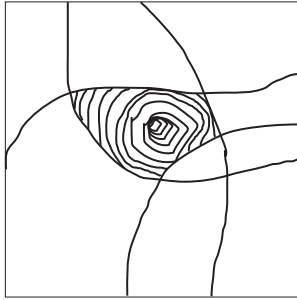
**DESSINER DES MOTIFS POUR SE RELAXER /
DRAWING PATTERNS TO RELAX**

Exemple : / Example:








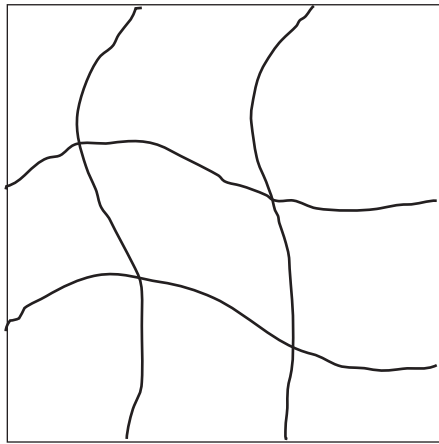
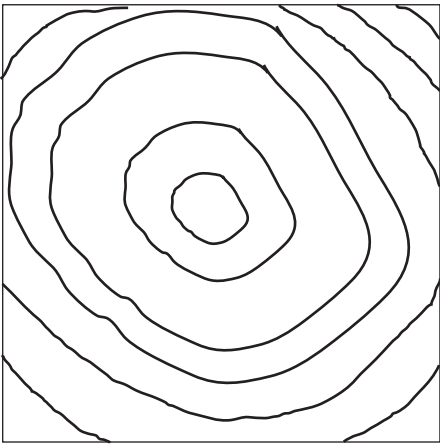

1.



2.



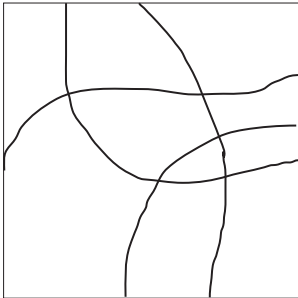
3.



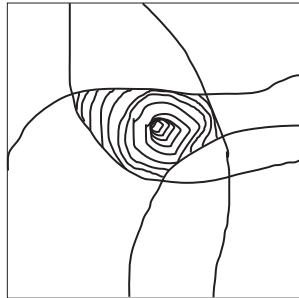
**MUSTER ZEICHNEN ZUM ENTSPANNEN /
DRAWING PATTERNS TO RELAX**

Exemple : / Example:




1.



2.








3.



COLLAGE DE PAPIER DÉCHIRÉ / TORN PAPER COLLAGE

Déchire le papier coloré en morceaux, puis colle-les sur le modèle. /
Tear the coloured paper into pieces and glue them on the template.




**COLLAGE DE PAPIER DÉCHIRÉ /
TORN PAPER COLLAGE**

Déchire le papier coloré en morceaux, puis colle-les sur le modèle. /
Tear the coloured paper into pieces and glue them on the template.



Save the Children




**COLLAGE DE PAPIER DÉCHIRÉ /
TORN PAPER COLLAGE**

Déchire le papier coloré en morceaux, puis colle-les sur le modèle. /
Tear the coloured paper into pieces and glue them on the template.



Save the Children




**COLLAGE DE PAPIER DÉCHIRÉ /
TORN PAPER COLLAGE**

Déchire le papier coloré en morceaux, puis colle-les sur le modèle. /
Tear the coloured paper into pieces and glue them on the template.



Save the Children





**COLLAGE DE PAPIER DÉCHIRÉ /
TORN PAPER COLLAGE**

Déchire le papier coloré en morceaux, puis colle-les sur le modèle. /
Tear the coloured paper into pieces and glue them on the template.



Save the Children





SOLUTIONS



Save the Children

L'ABC EN FRANÇAIS

Aa..... *arbre*.....

Bb..... *bateau*.....

Dd..... *dinosaur*.....

Cc..... *cerise*.....

Hh..... *hibou*.....

Ll..... *lait*.....

Mm..... *maison*.....

Oo..... *orange*.....

Pp..... *pomme*.....

Ss..... *soleil*.....

Tt..... *tomate*.....

Zz..... *zèbre*.....

soleil

zèbre

tomate

cerise

maison

hibou

arbre

dinosaure

lait

pomme

orange

bateau

THE ABC IN ENGLISH

Aa..... *apple*.....

Bb..... *bread*.....

Dd..... *dinosaur*.....

Ff..... *fish*.....

Hh..... *house*.....

Kk..... *key*.....

Mm..... *milk*.....

Oo..... *orange*.....

Pp..... *pizza*.....

Ss..... *sun*.....

Tt..... *tomato*.....

Ww..... *water*.....

Zz..... *zebra*.....

sun

zebra

tomato

water

milk

house

key

apple

dinosaur

fish

pizza



orange

bread

SOLUTIONS



Save the Children




SOLUTIONS



Save the Children

DES PERSONNES ET DES OBJETS / THINGS AND PEOPLE



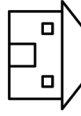
L'arbre /
the tree



La plante /
the plant



Le chien /
the dog



La maison /
the house



La femme /
the woman



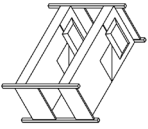
L'homme /
the man



L'enfant /
the child



La peluche /
the stuffed animal



Le lit /
the bed



La chaise /
the chair



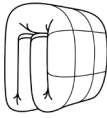
La table /
the table



La voiture /
the car



L'oreiller /
the pillow



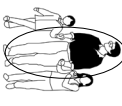
La couverture /
the blanket



La mère /
the mother



La poussette /
the stroller



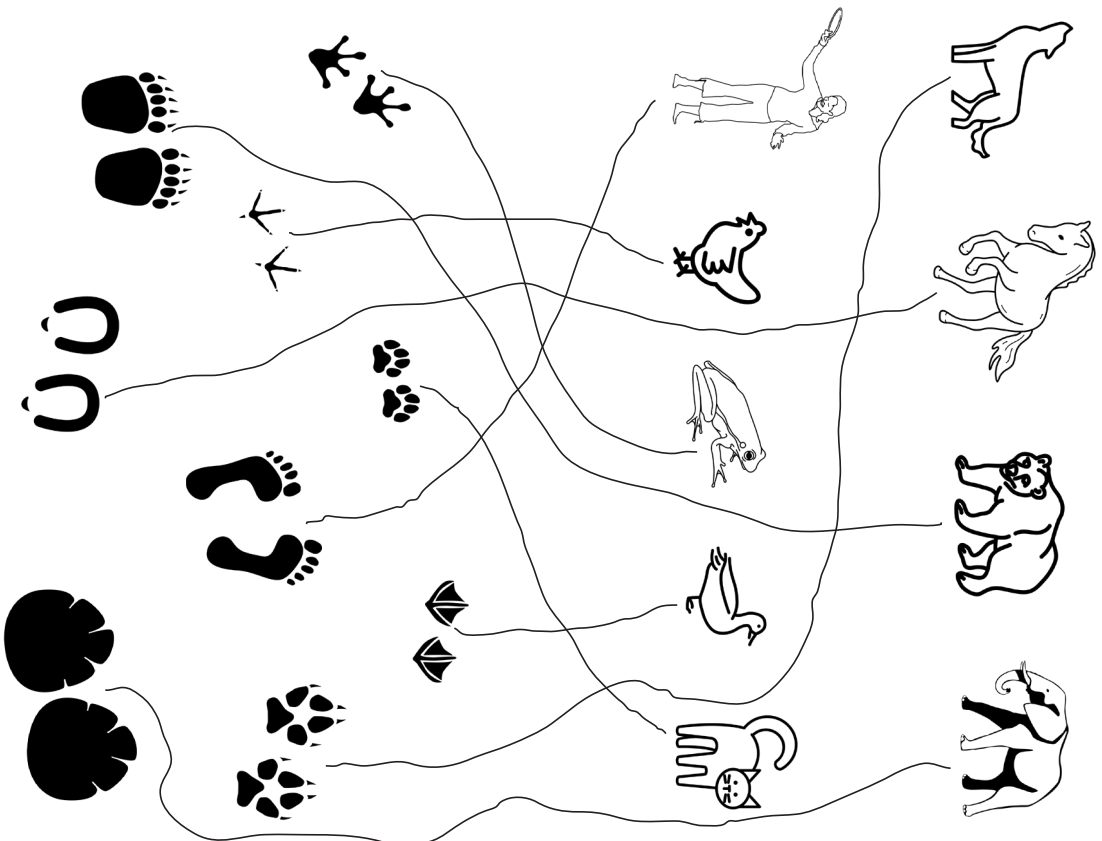
Le père /
the father



La fille /
the girl



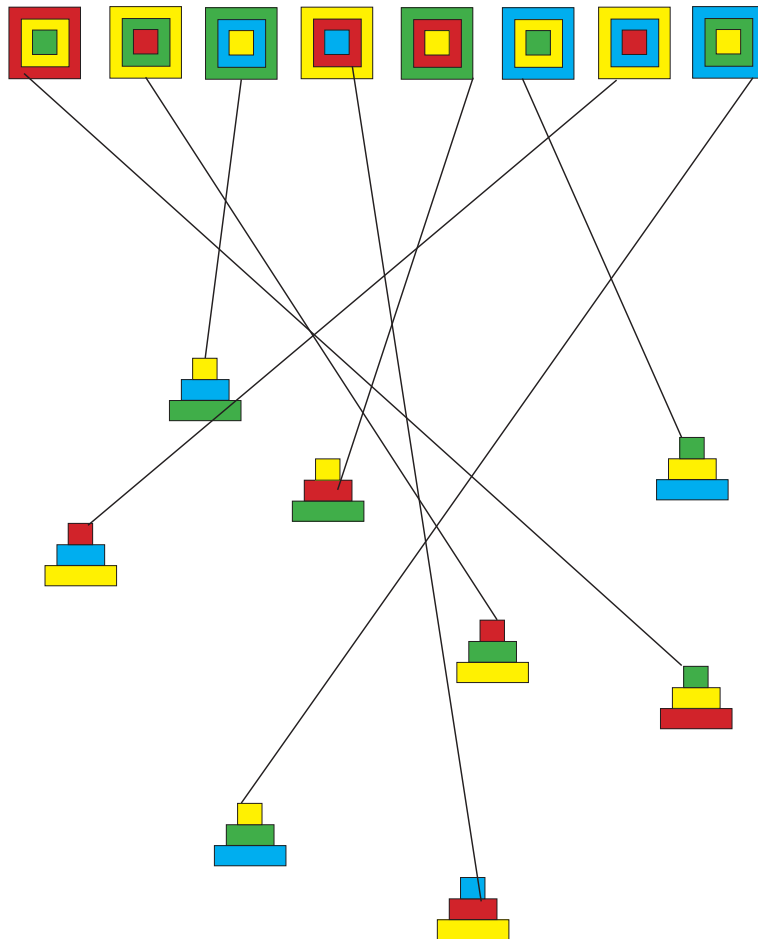

Le garçon /
the boy



SOLUTIONS



Save the Children



SOLUTIONS



Save the Children

WÜRFEL-PUZZLE / CUBE PUZZLE

1

2

WÜRFEL-PUZZLE / CUBE PUZZLE

3

4



(4 x 3 = 12)
(12 : 4 = 3)

12




24

9

25

40



17

36

13

32

20

8

18

16

28

24

30

10

27

+ = 2

+ + = 3

+ + + + = 5

+ + + + + + + = 8

+ + + = 4

+ + + + + = 6

+ + + + + + + + + = 10

+ + + + + + + + = 9


+ + + + + = 6

SOLUTIONS

SOLUTIONS



Save the Children



Sudoku 1:



2	1	6	4	5	3
3	4	5	2	6	1
5	2	1	6	3	4
4	6	3	5	1	2
6	3	2	1	4	5
1	5	4	3	2	6

Sudoku 2:

1	3	6	4	2	5
5	4	2	6	3	1
3	2	1	5	4	6
6	5	4	3	1	2
4	1	5	2	6	3
2	6	3	1	5	4

Sudoku 3:

1	2	3	4	6	5
6	4	5	1	3	2
3	1	4	5	2	6
2	5	6	3	4	1
4	6	1	2	5	3
5	3	2	6	1	4

Sudoku 4:

1	2	5	4	3	6
6	3	4	5	1	2
4	6	1	3	2	5
2	5	3	1	6	4
5	1	2	6	4	3
3	4	6	2	5	1

SOLUTIONS



Save the Children

$10 - 3 = 7$

$4 - 3 = 1$

$9 - 7 = 2$

$9 - 8 = 1$

$10 - 6 = 4$

$8 - 1 = 7$

$7 - 2 = 5$

$5 - 3 = 2$

$10 - 1 = 9$

$6 - 4 = 2$

$8 - 4 = 4$

$7 - 3 = 5$

$5 - 2 = 3$

$6 - 1 = 5$

$8 - 5 = 3$

$9 - 2 = 7$

$8 - 3 = 5$

$9 - 7 = 2$

$4 - 1 = 3$

$7 - 4 = 3$

$8 - 5 = 3$

$5 + 3 = 8$

$4 + 3 = 7$

$1 + 7 = 8$

$1 + 8 = 9$

$3 + 6 = 9$

$8 + 1 = 9$

$7 + 2 = 9$

$5 + 3 = 8$

$7 + 1 = 8$

$5 + 4 = 9$

$3 + 4 = 7$

$7 + 2 = 9$

$5 + 2 = 7$

$6 + 3 = 9$

$8 + 1 = 9$

$5 + 2 = 7$

$8 + 2 = 10$

$9 + 1 = 10$

$4 + 1 = 5$

$7 + 3 = 10$

$2 + 5 = 7$

$10 - 2 = 8$

$4 - 1 = 3$

$2 + 7 = 9$

$9 - 3 = 6$

$10 - 5 = 5$

$5 + 1 = 6$

$7 + 3 = 10$

$5 - 1 = 4$

$10 - 7 = 3$

$6 - 3 = 3$

$3 + 6 = 9$

$7 + 1 = 8$

$5 - 3 = 2$

$6 - 4 = 2$

$8 - 3 = 5$

$9 - 4 = 5$

$5 - 3 = 2$

$5 + 2 = 7$

$4 + 1 = 5$

$3 + 4 = 7$

$1 + 5 = 6$