




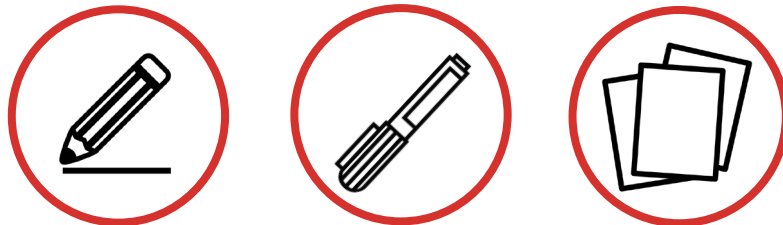
KIT D'APPRENTISSAGE ET DE JEUX




LEARN AND PLAY KIT



Tu as besoin de : / You need:



Idées pour les enfants, les jeunes et les familles
Ideas for Kids, Youth and Families



www.savethechildren.ch/parents



**A CETTE ADRESSE, LES PARENTS TROUVERONT DES
IDÉES, DES VIDÉOS ET DES INFORMATIONS. /**

**AT THIS LINK, PARENTS WILL FIND HELPFUL IDEAS,
VIDEOS AND INFORMATION.**



**JOUER AVEC SON ENFANT /
PLAYING WITH YOUR CHILD**

**APPRENDRE AVEC SON ENFANT /
LEARNING WITH YOUR CHILD**

**PARLER À SON ENFANT /
SPEAKING WITH YOUR CHILD**

**SE DÉTENDRE /
RELAXING**



**CHANTER ET DANSER /
SING AND DANCE**



**MONTER SUR LES ÉPAULES /
RIDE ON SHOULDERS**



**CÂLINER /
CUDDLE**



**VOLER /
FLY**



**GRIMPER /
CLIMB**



**SAUTER EN L' AIR /
JUMP IN THE AIR**



**SAUTER PAR DESSUS LES
CHAUSSURES /
HOP OVER SHOES**




**APPRENDRE À COURIR /
LEARN TO RUN**



**MARCHER À QUATRE PATTES
ET EXPLORER /
CRAWL AND EXPLORE**



**BOUGER ENSEMBLE /
MOVE TOGETHER**



**JOUER ENSEMBLE /
PLAY TOGETHER**



**S'ÉTREINDRE /
HUG EACH OTHER**



**SE RACONTER DES HISTOIRES /
TELL STORIES**


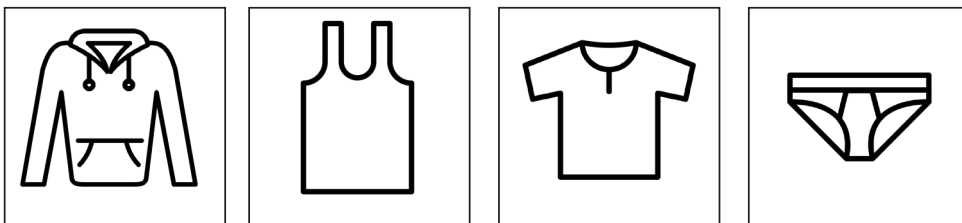



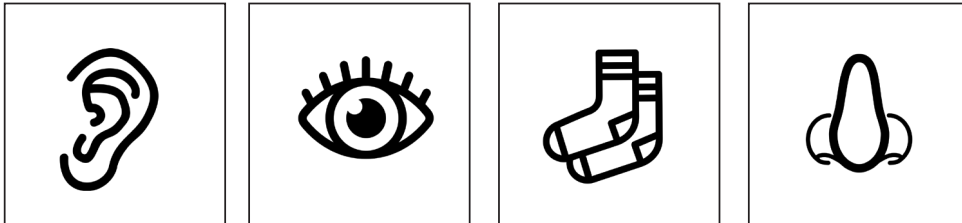
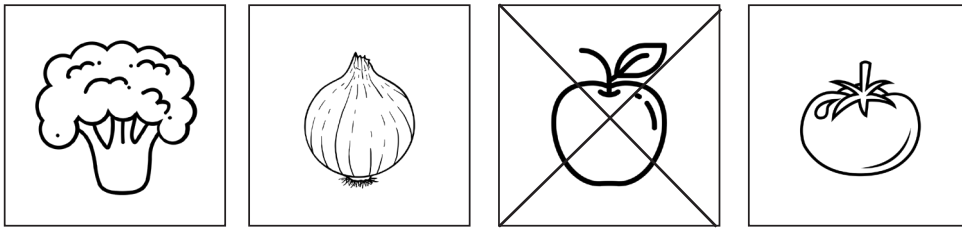


**SE MASSER /
GIVE A MASSAGE**



**DANSER ENSEMBLE /
DANCE TOGETHER**

QUELLE IMAGE NE CORRESPOND PAS À LA RANGÉE ? /
WHICH PICTURE DOES NOT FIT IN THE ROW?



**QUEL MOT NE CORRESPOND PAS À LA RANGÉE ? /
WHICH WORD DOES NOT FIT IN THE ROW?**






Save the Children

JAUNE YELLOW	ROUGE RED	BLEU BLUE	PANTALON TROUSERS
POISSON FISH	CHIEN DOG	CHAT CAT	MAISON HOUSE
TROIS THREE	DEUX TWO	BLEU BLUE	UN ONE
CITRON LEMON	SALADE SALAD	ANANAS PINEAPPLE	POMME APPLE
ENFANT CHILD	CHIEN DOG	FEMME WOMAN	HOMME MAN
PIED FOOT	ŒIL EYE	BOUCHE MOUTH	NEZ NOSE
VACHE COW	CHIEN DOG	CHAT CAT	POISSON FISH

J'AI FAIM / I AM HUNGRY


J'AI SOIF / I AM THIRSTY



Colorie les images. /
Colorize the pictures.



le café
the coffee



le pain
the bread



le lait
the milk



la pomme
the apple



la carotte
the carrot



la glace
the ice cream



le yaourt
the yoghurt



le biberon
the baby bottle




la banane
the banana



l'eau
the water



le brocoli
the broccoli



la pizza
the pizza



le thé
the tea



la poire
the pear

**MANGER ET BOIRE /
EATING AND DRINKING**

J'ai faim. Je voudrais manger quelque chose. /
I am hungry. I would like something to eat.
J'ai soif. Je voudrais boire quelque chose. /
I am thirsty. I would like something to drink.

J'ai faim. Je voudrais manger une banane. /
I am hungry. I would like to eat a banana.
J'ai soif. Je voudrais une tasse de thé. /
I am thirsty. I would like a cup of tea.

J'ai faim. Je voudrais manger un(e)..... *pomme* /
I am hungry. I would like to eat a(n)...(apple).



J'ai soif. Je voudrais boire un(e)..... /
I am thirsty. I would like to drink a...



J'ai faim. Je voudrais manger un(e)..... /
I am hungry. I would like to eat a...



J'ai soif. Je voudrais boire un(e) /
I am thirsty. I would like to drink a...




Je voudrais manger un(e)..... /
I would like to eat a...



Je voudrais manger un(e)..... /
I would like to eat a...



le thé




MON PLAT PRÉFÉRÉ / MY FAVORITE DISH

Dessine ton plat préféré et décris-le. /

Draw your favorite dish and label it.



Save the Children



Mon plat préféré : / My favorite dish:

RECETTE :

SAIS-TU CE QU'IL TE FAUT POUR PRÉPARER TON PLAT PRÉFÉRÉ ?

DEMANDE À MAMAN OU À PAPA. / DO YOU KNOW WHAT YOU NEED TO PREPARE YOUR FAVORITE DISH? ASK MOM OR DAD.

Note les ingrédients ou dessine-les. / Write down the ingredients or draw them.

Il faut : / You need:

.....

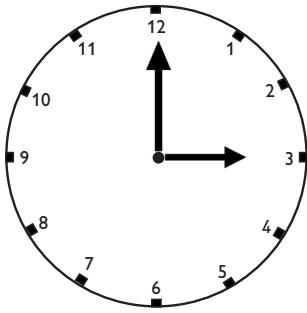
.....

.....

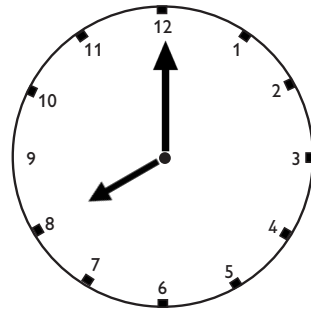
QUELLE HEURE EST-IL ? / WHAT'S THE TIME?



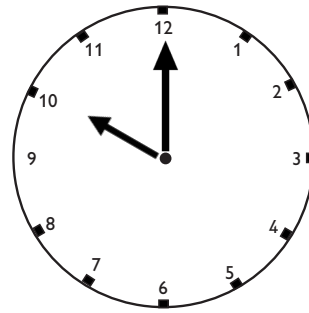
Save the Children



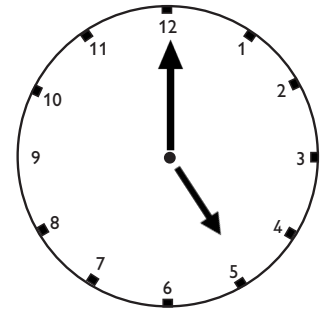
3h / 3 o'clock
Il est trois heures. /
It is three o'clock.



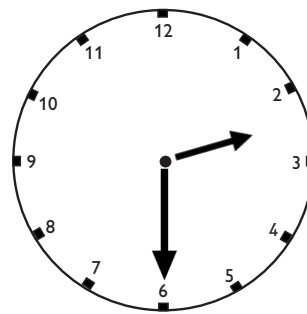
8h / 8 o'clock
Il est huit heures. /
It is eight o'clock.



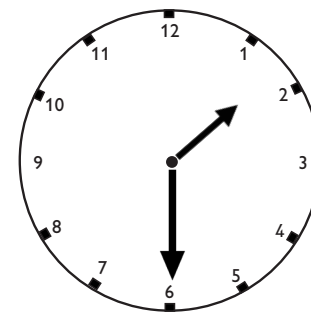
10h / 10 o'clock
Il est dix heures. /
It is ten o'clock.



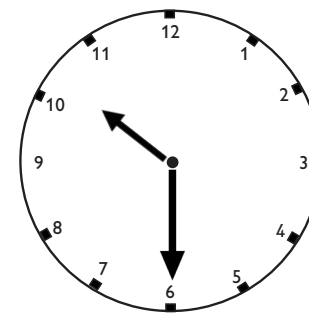
5h / 5 o'clock
Il est cinq heures. /
It is five o'clock.



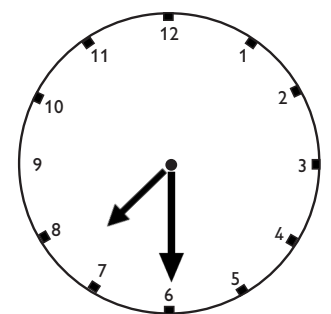
2:30h / 2:30 am / pm
Il est deux heures et demie. /
It's half past two.



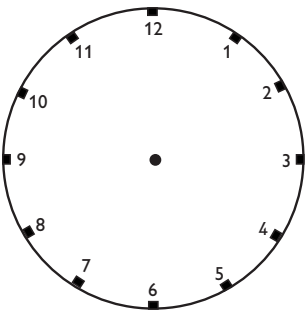
1:30h / 1:30 am / pm
Il est une heure et demie. /
It's half past one.



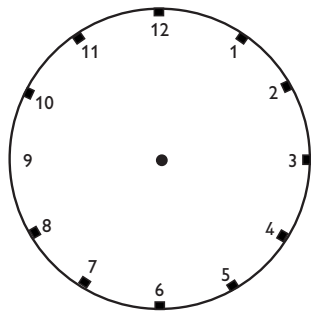
10:30h / 10:30 am / pm
Il est dix heures et demie. /
It's half past ten.



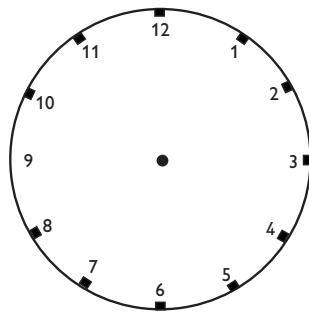
7:30h / 7:30 am / pm
Il est sept heures et demie. /
It's half past seven.



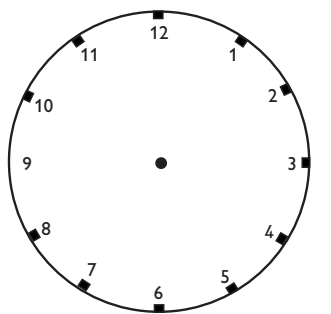
4h / 4 o'clock
Il est quatre heures. /
It is four o'clock.



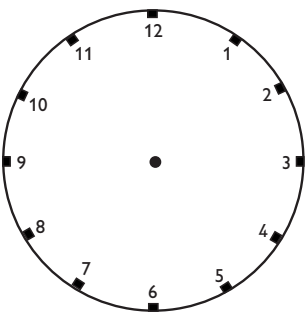
9h / 9 o'clock
Il est neuf heures. /
It is nine o'clock.



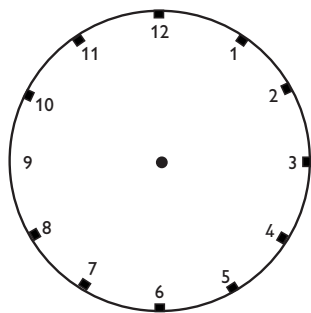
11h / 11 o'clock
Il est onze heures. /
It is eleven o'clock.



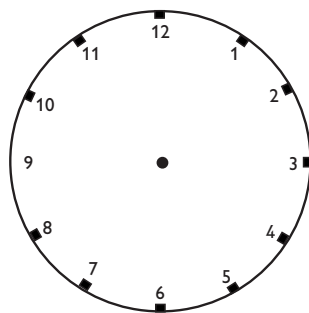
7h / 7 o'clock
Il est sept heures. /
It is seven o'clock.



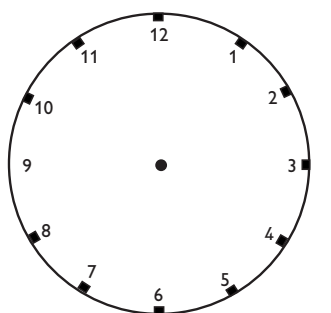
9h 30 / 9:30 a.m. / p.m.
Il est neuf heures et demie. /
It is half past nine.



3h 30 / 3:30 am / pm
Il est trois heures et demie. /
It is half past three.



11h 30 / 11:30 am / pm
Il est onze heures et demie. /
It is half past eleven.

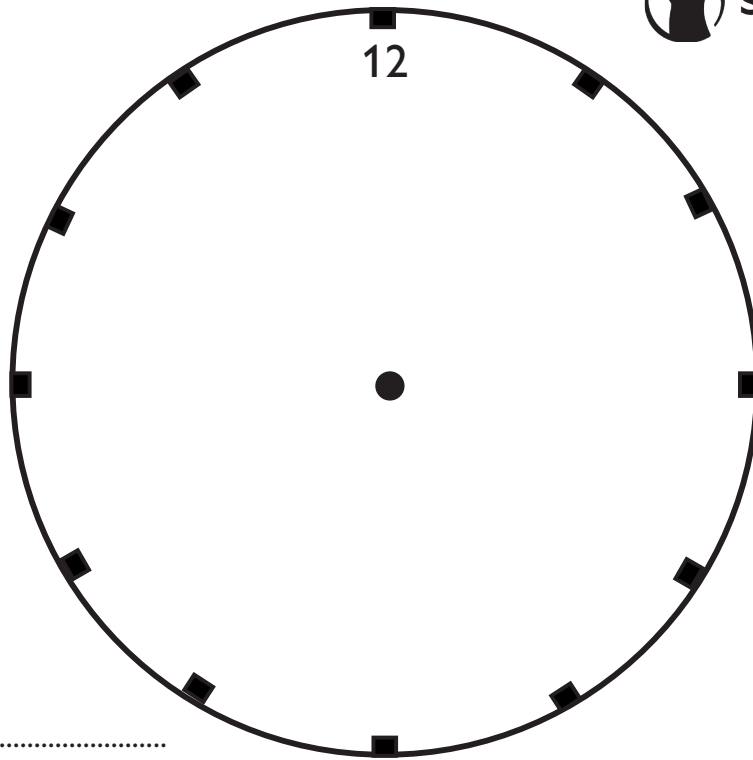


5h 30 / 5:30 am / pm
Il est cinq heures et demie. /
It is half past five.

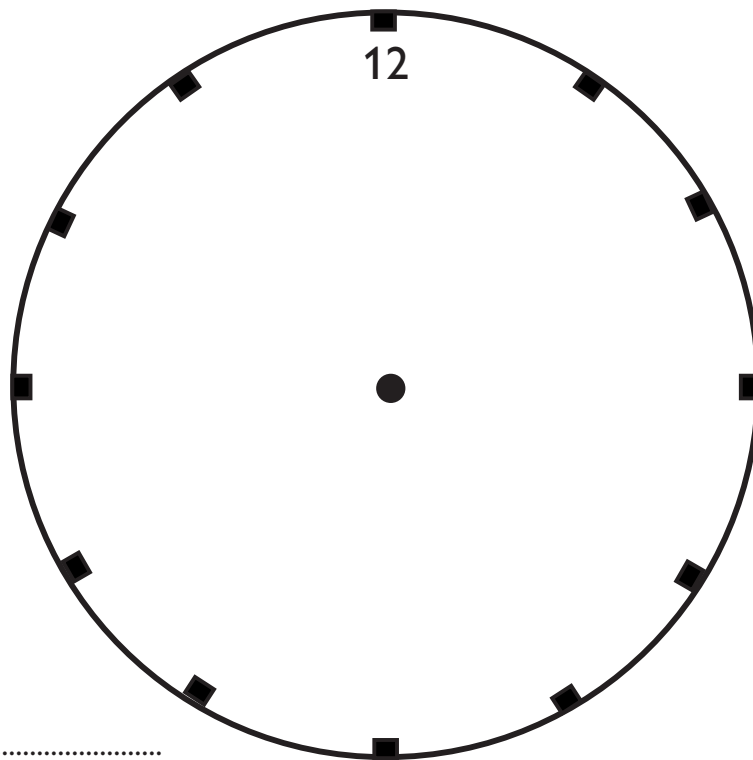
**DESSINE UNE HORLOGE /
DRAW A CLOCK**



Save the Children



Il est / It is



Il est / It is



Chanson sur les heures :

<https://www.youtube.com/watch?v=lbzff3Zdig>

Youtube : Chanson pour lire l'heure - Quelle heure est il ?

Quand la grande aiguille pointe en haut,
La petite indique l'heure entière.
C'est grâce à ça qu'on lit l'heure
Le cadran nous indique quelle heure il est
Là 1h, puis 2h, puis....

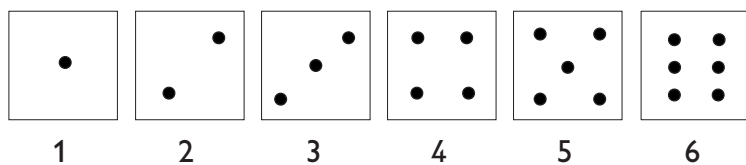


Clock song:

<https://www.youtube.com/watch?v=lbzff3Zdig>

Youtube: Song to tell the time - What time is it?

When the big hand points up,
The small one shows the full hour.
That's how you can tell the time...
The dial tells us what time it is
Here, (it is) 1 o'clock, then 2 o'clock, then...



		=6			=6
--	--	----	--	--	----


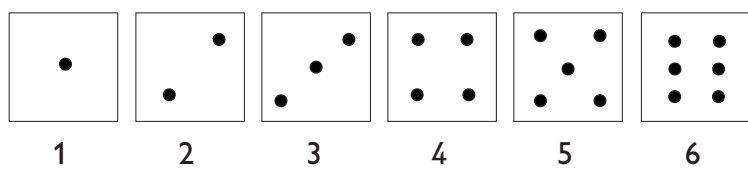
		=7			=7
--	--	----	--	--	----


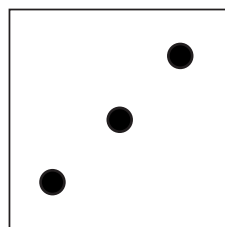


		=4			=4
--	--	----	--	--	----





		=8			=8
--	--	----	--	--	----





		=10			=10
--	--	-----	--	--	-----





		=5			=5
--	--	----	--	--	----











		=6			=8
---	---	----	--	---	----

		=7			=9
---	---	----	--	---	----


		=3			=7
---	---	----	--	---	----

		=10			=8
---	---	-----	--	---	----

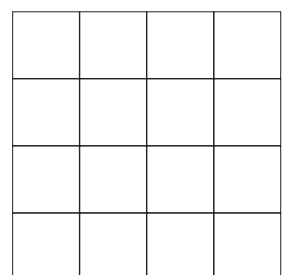



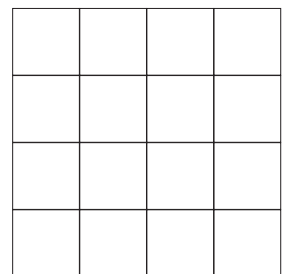
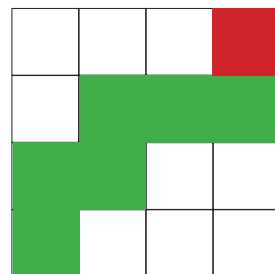
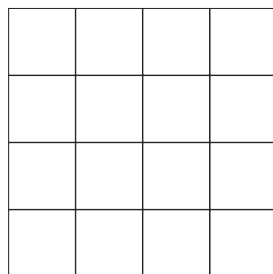

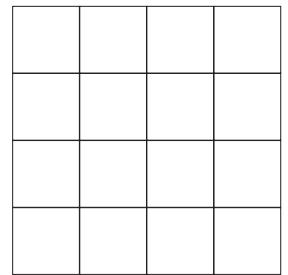
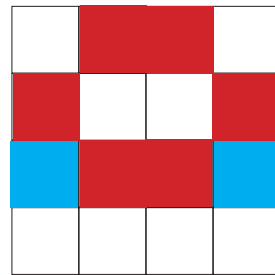
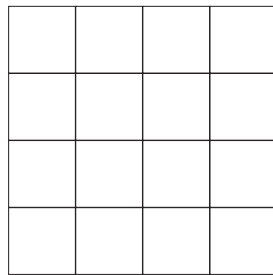

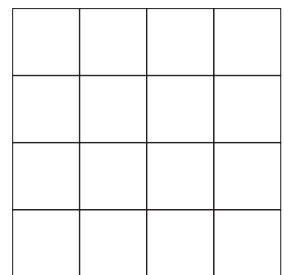

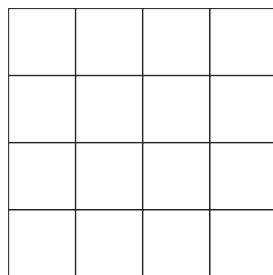
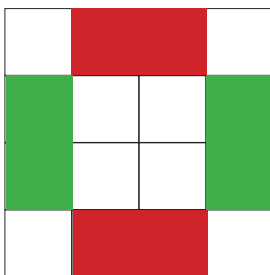
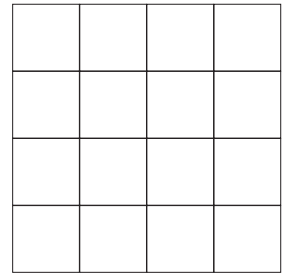

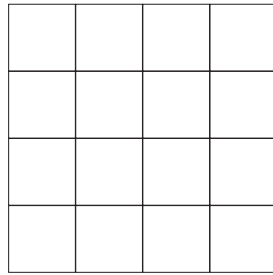
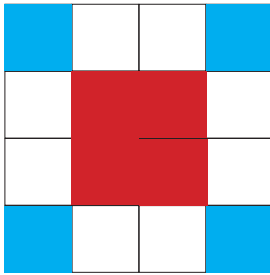
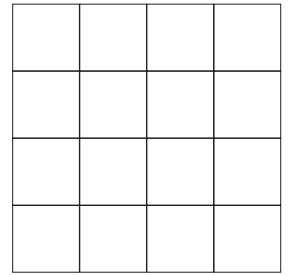

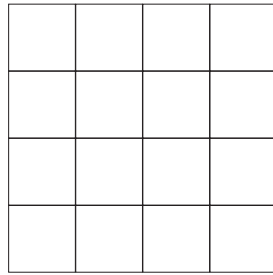

		=2			=5
---	---	----	--	---	----

		=4			=12
---	---	----	--	---	-----

PEINDRE DES MOTIFS / PAINTING PATTERNS



Save the Children



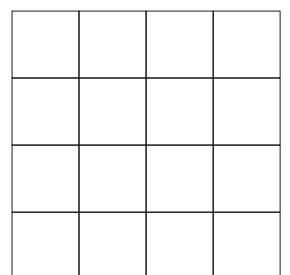
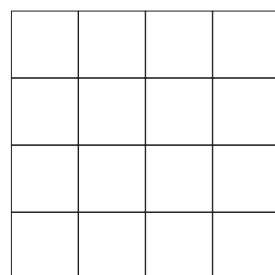
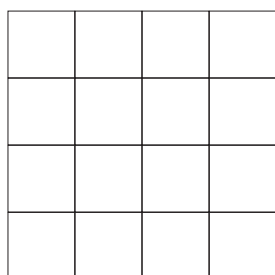
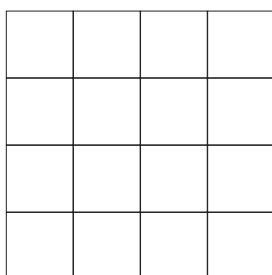


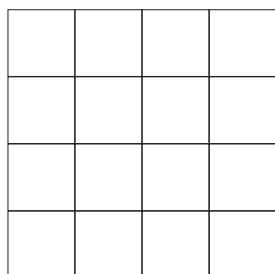
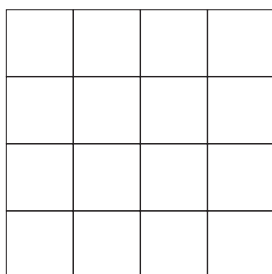
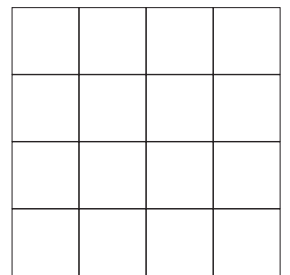



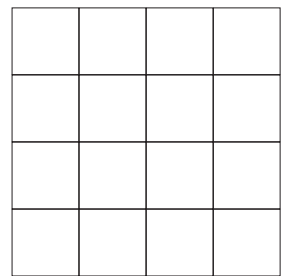
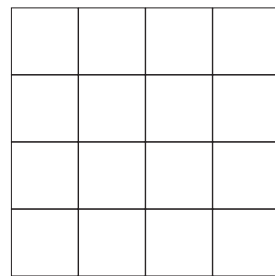
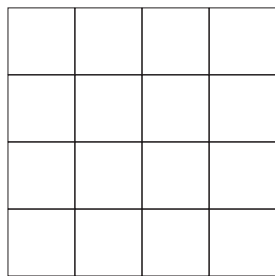

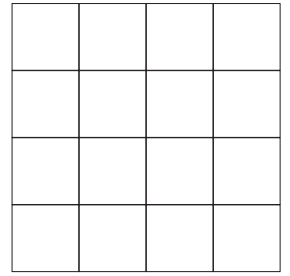
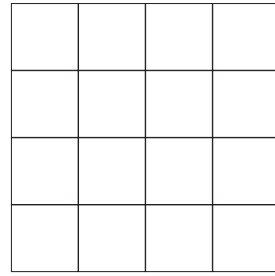
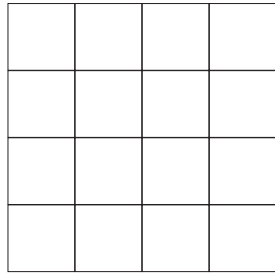

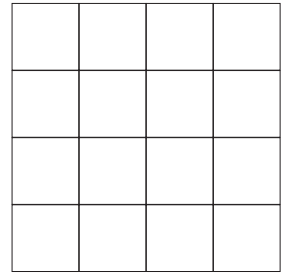
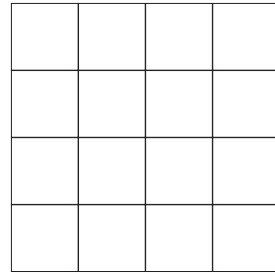
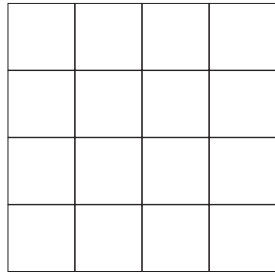
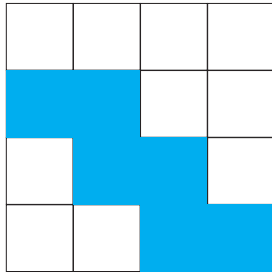
PEINDRE DES MOTIFS / PAINTING PATTERNS



Save the Children



2 x




**DE NOMBREUX CERCLES COLORÉS /
MANY COLORFUL CIRCLES**

Compte les cercles. / Count the circles.



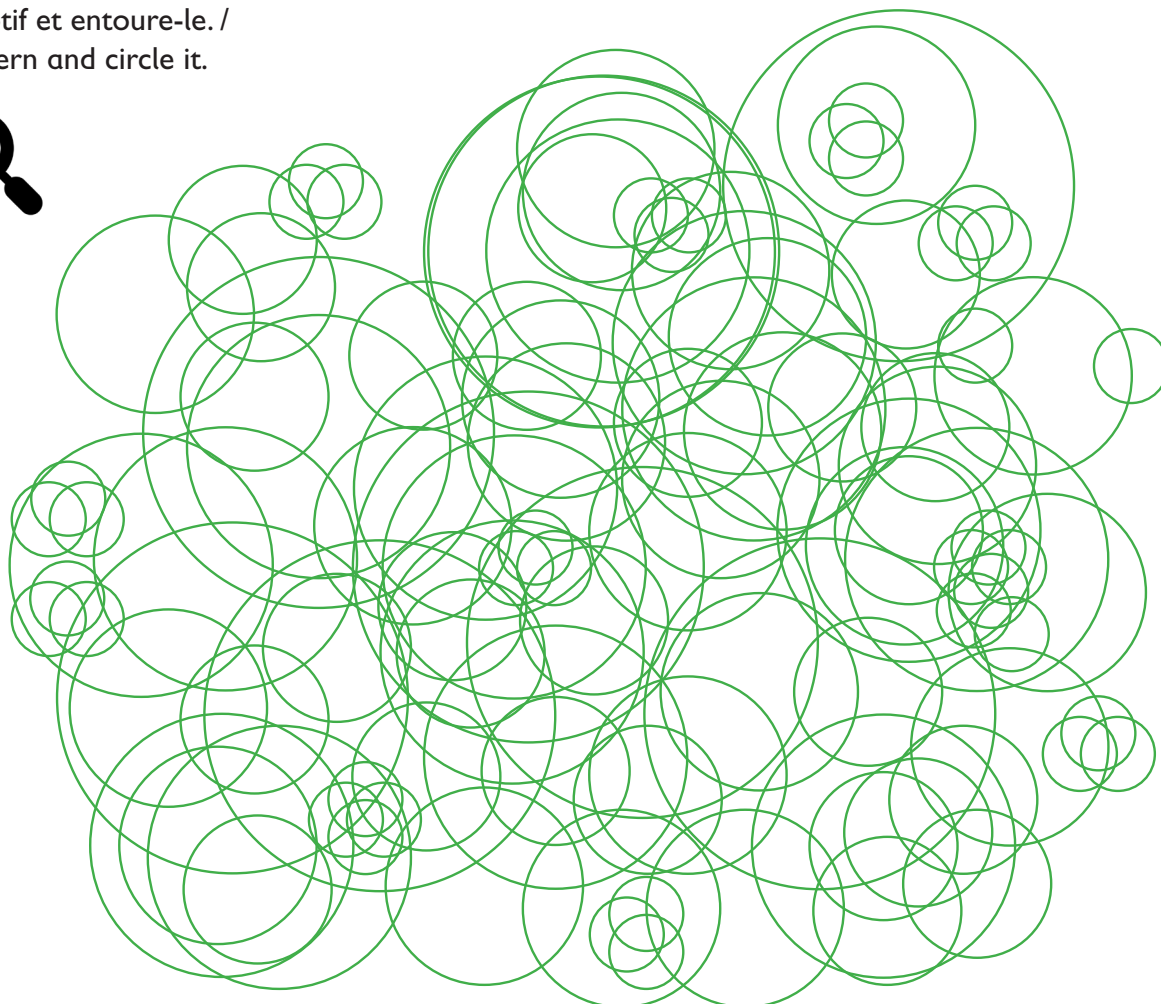
Save the Children



? Cercles /
Circles

LE MÉLI-MÉLO / TANGLE

Trouve ce motif et entoure-le. /
Find this pattern and circle it.

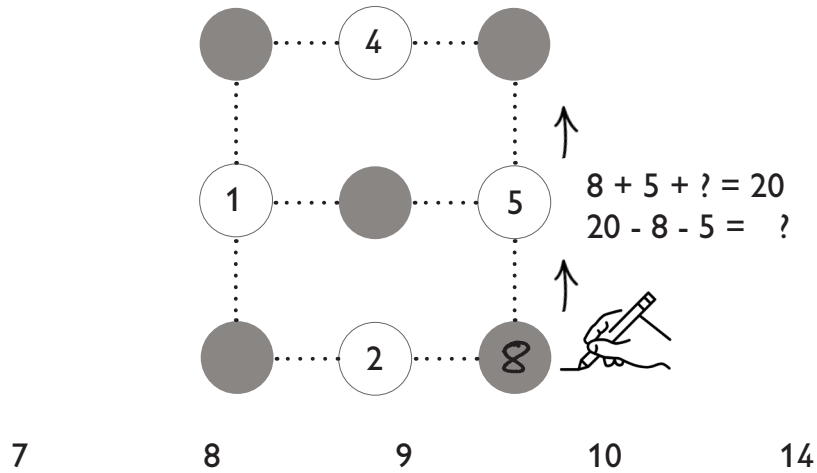


UN CASSE-TÊTE D'ADDITION / TRICKY SUM



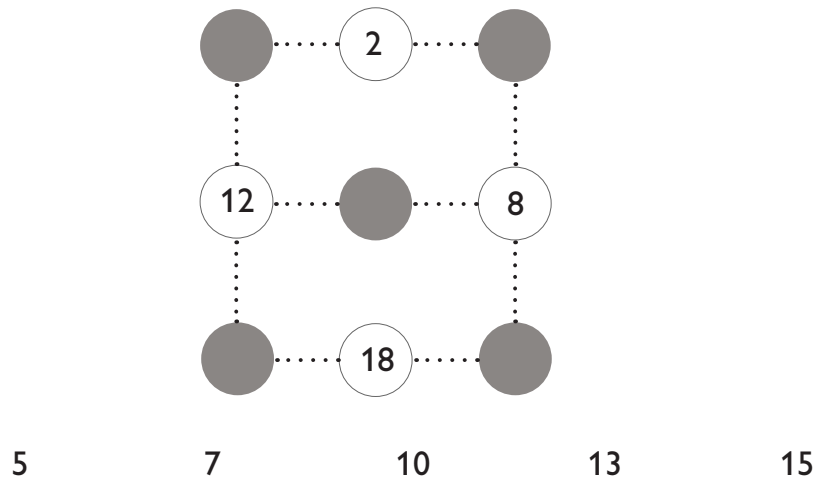
Toujours 20

Note les chiffres dans les cercles de sorte que la somme de chaque ligne soit toujours égale à 20. /
Always 20 - Enter the numbers in the circles so that the sum of each line is always 20.



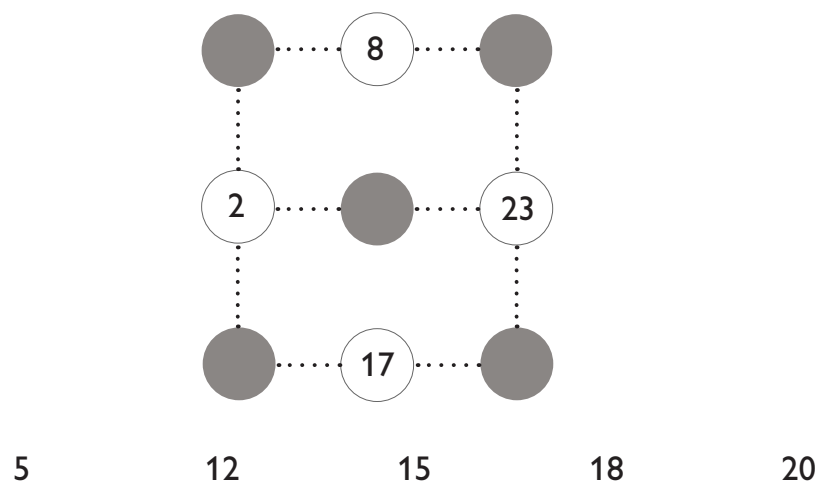
Toujours 30

Note les chiffres dans les cercles de sorte que la somme de chaque ligne soit toujours égale à 30. /
Always 30 - Enter the numbers in the circles so that the sum of each line is always 30.



Toujours 40

Note les chiffres dans les cercles de sorte que la somme de chaque ligne soit toujours égale à 40. /
Always 40 - Enter the numbers in the circles so that the sum of each line is always 40.



LE MONSTRE DES NOMBRES / NUMBER MONSTER


Le monstre ne mange que les nombres que tu peux diviser par 3.
Encerle les nombres correspondants. / The number monster only eats numbers that you can divide by 3.
Circle the right ones.




Save the Children

Exemple : / Example: 12 ✓

10 ✗



$(3 \times 4 = 12)$
 $(12 : 3 = 4)$



9

13

21

25

14

23

29

17

6

27

24

8

30

15

10





DESSINER DES MONSTRES / DRAWING MONSTERS





Invente d'autres monstres rigolos. /

Invent more funny monsters.



Save the Children








Tourne tourne petit moulin

<https://www.youtube.com/watch?v=WCwKFZQWzCc>
 Youtube :Tourne, tourne petit moulin

Tourne, tourne, petit moulin
 Frappe, frappe, petites mains,
 Vole, vole, petit oiseau,
 Nage, nage, poisson dans l'eau.
 Petit moulin a bien tourné,
 Petites mains ont bien frappé,
 Petit oiseau a bien volé,
 Petit poisson a bien nagé.



Turn, turn, little mill

Spin, spin, little mill,
 Clap, clap, little hands,
 Fly, fly, little bird,
 Swim, swim, fish in the water.
 The little mill spun (well),
 The little hands clapped (well),
 The little bird flew (well),
 The little fish swam (well).



Petit frère, petite sœur, viens danser avec moi !

<https://www.youtube.com/watch?v=yboe9QZt3LI>
 Youtube: Brüderchen, komm tanz mit mir

Petit frère, petite sœur, viens danser avec moi,
 Je te tiens les deux mains
 Une fois d'un côté, une fois de l'autre,
 On tourne, ce n'est pas difficile.

Eh, tu l'as très bien fait !
 Eh, je ne l'aurais pas deviné !
 Une fois d'un côté, une fois de l'autre,
 On tourne, ce n'est pas difficile.

Avec tes pieds, tu tapes, tapes, tapes,
 Avec tes mains, tu frappes, frappes, frappes,
 Une fois d'un côté, une fois de l'autre,
 On tourne, ce n'est pas difficile.

Avec ta tête, tu hoches, hoches, hoches,
 Avec tes doigts, tu claques, claques, claques,
 Une fois d'un côté, une fois de l'autre,
 On tourne, ce n'est pas difficile.

Une fois de plus, le beau jeu,
 Parce que j'ai beaucoup aimé,
 Une fois d'un côté, une fois de l'autre,
 On tourne, ce n'est pas difficile.

Brüderchen / Schwesterchen, komm tanz mit mir!

<https://www.youtube.com/watch?v=yboe9QZt3LI>
 Youtube: Brüderchen, komm tanz mit mir

Brüderchen / Schwesterchen, komm tanz mit mir!
 Beide Hände reich ich dir.
 Einmal hin, einmal her, rundherum,
 das ist nicht schwer.




Ei, das hast du gut gemacht!
 Ei, das hätte ich nicht gedacht!
 Einmal hin, einmal her, rundherum,
 das ist nicht schwer.

Mit den Füßen trapp, trapp, trapp!
 Mit den Händen klapp, klapp, klapp!
 Einmal hin, einmal her, rundherum,
 das ist nicht schwer.

Mit dem Köpchen nick, nick, nick!
 Mit den Fingerchen tick, tick, tick!
 Einmal hin, einmal her, rundherum,
 das ist nicht schwer.

Noch einmal das schöne Spiel,
 weil es mir so gut gefiel.
 Einmal hin, einmal her, rundherum,
 das ist nicht schwer.



FAIRE LE DOS ROND COMME UN CHAT –
BOUGER AVEC LES ENFANTS /
BEND LIKE A CAT – MOVING WITH CHILDREN





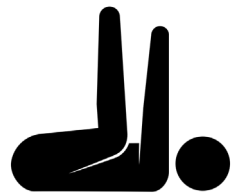



Ouaf, ouaf /
Woof, woof






Tchi, tchi, tchi /
Chirr, chirr

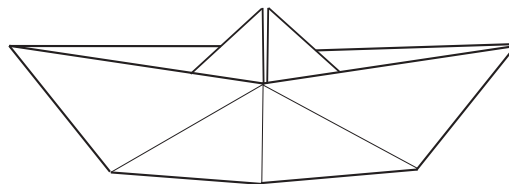
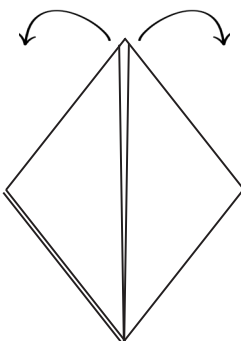
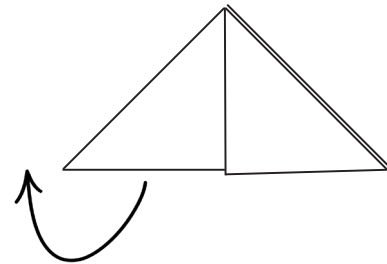
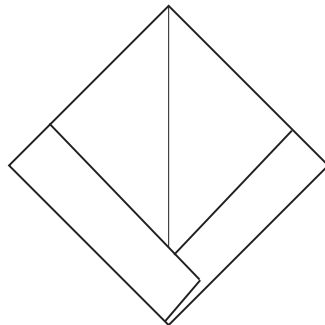
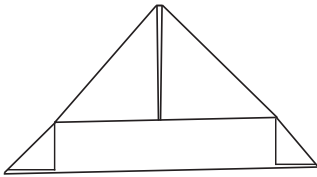
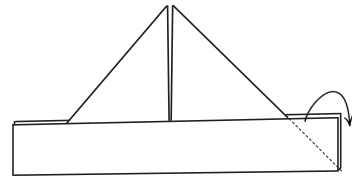
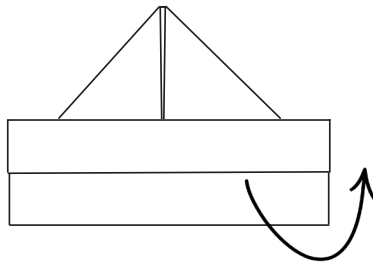
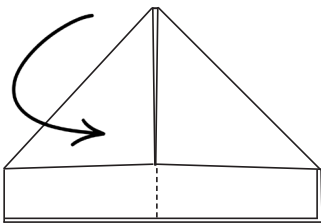
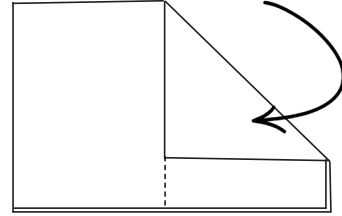
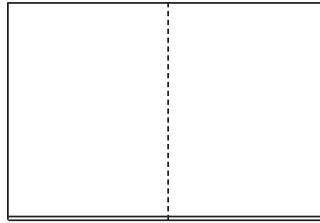
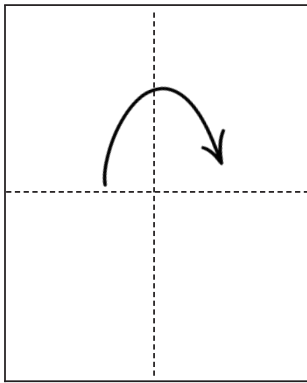


FAIRE LE DOS ROND COMME UN CHAT –
BOUGER AVEC LES ENFANTS /
BEND LIKE A CAT – MOVING WITH CHILDREN


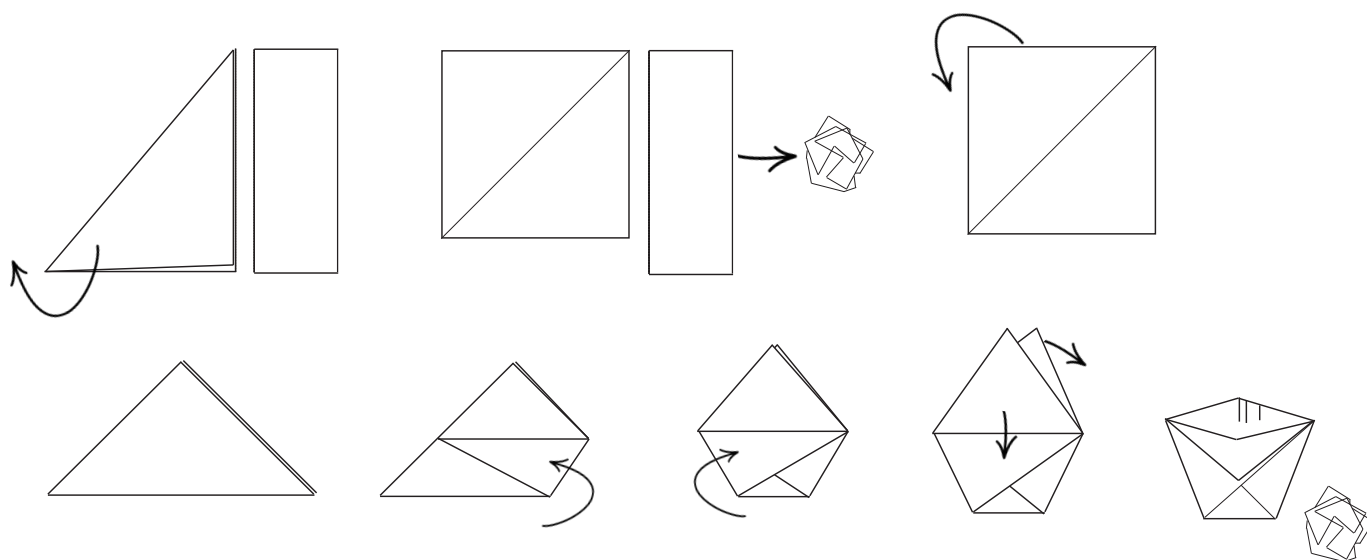
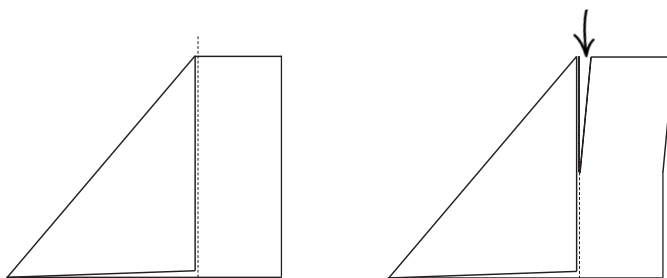
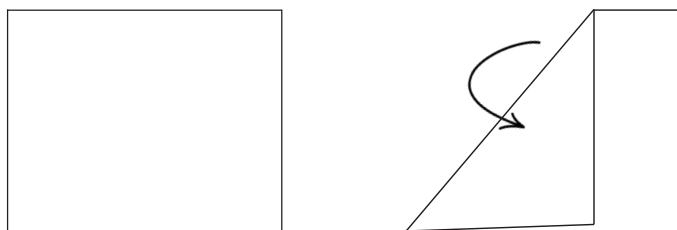




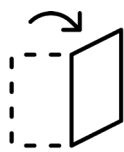
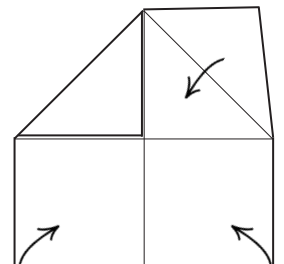

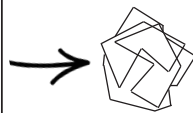
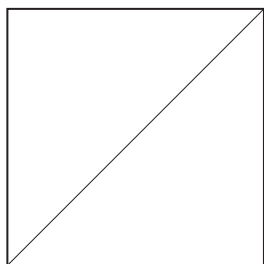
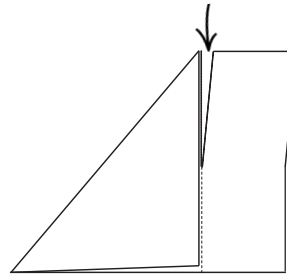
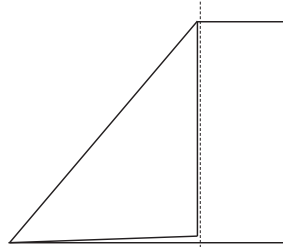
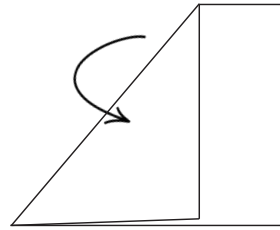

**PLIER UN BATEAU EN PAPIER /
FOLDING A PAPER SHIP**



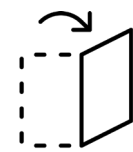
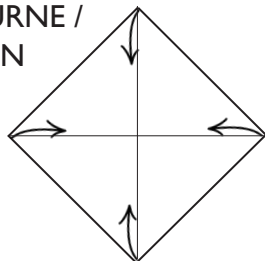
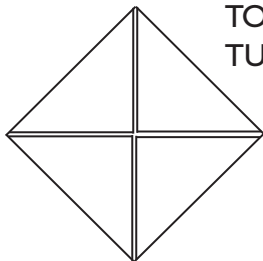
JEU DE BALLE À ATTRAPER / BALL CATCHING GAME




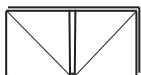
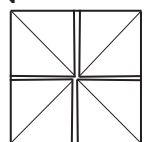
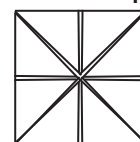
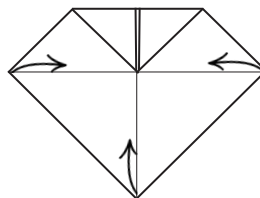
**PLIER UN COIN-COIN /
FOLDING A COOTIE CATCHER**




TOURNE /
TURN



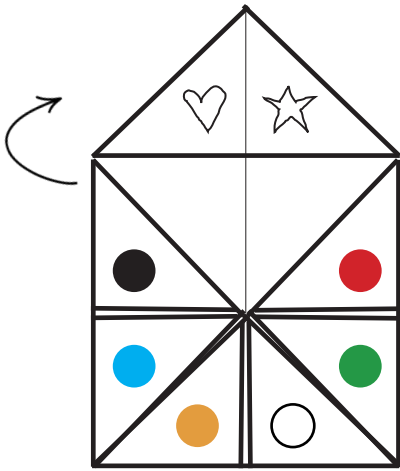
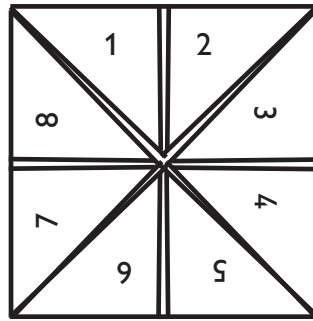
TOURNE /
TURN




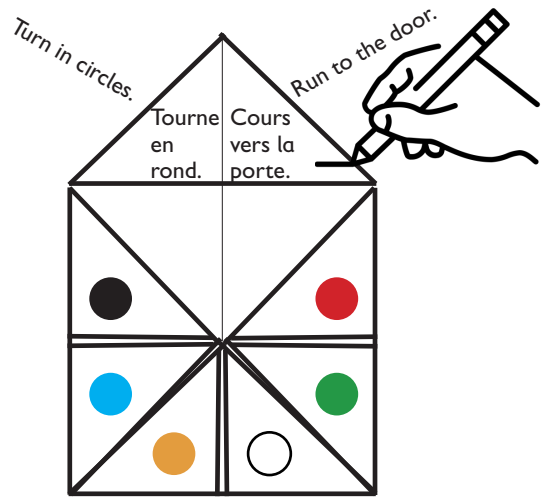
**COLORIER UN COIN-COIN /
LABELING A COOTIE CATCHER**



ou/
or



ou/
or



**JOUER AU COIN-COIN /
PLAYING COOTIE CATCHER**


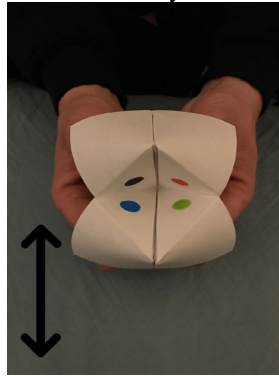



2 x

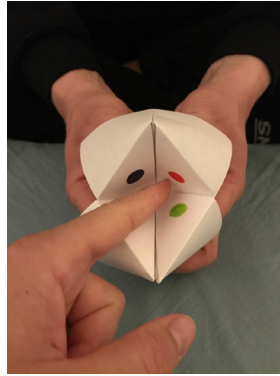

3

1



2






3 Choisis ! / Catch!



**COIN-COIN : INVENTE UN ANIMAL ! /
COOTIE CATCHER: MAKE UP AN ANIMAL!**




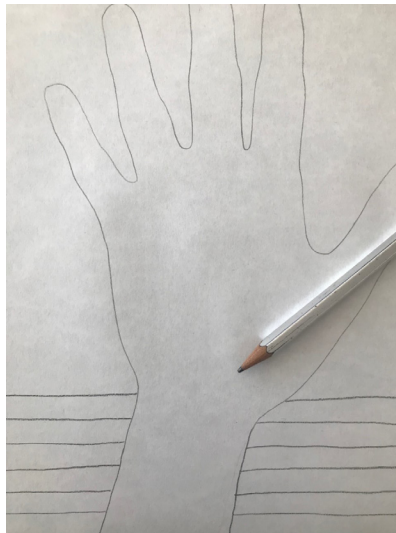




Salut ! Qui es-tu ? / Hey, who are you?




Ouaf, ouaf !
Miaou, miaou !
Pip piiiip
Grrrrrr



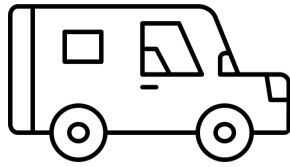

Woof, woof,
meow, meow



DESSINER DES VOITURES /
DRAWING CARS



Save the Children




Colorie les voitures. /
Colorize the pictures.

**QUEL BALLON APPARTIENT À QUEL CLOWN ? /
WHICH BALLOON BELONGS TO WHICH CLOWN ?**



Save the Children

Suis les lignes avec un crayon de couleur. /
Follow the lines with a colored pencil.




Colorie les images. /
Colorize the pictures.


DES BALLONS DE COULEUR / COLORFUL BALLOONS

Colorie les ballons de la bonne couleur. /
Color the balloons in the right color.



Save the Children







COPIER LE DESSIN / COPYING THE PICTURE

Finis le dessin. /

Finish drawing the picture.



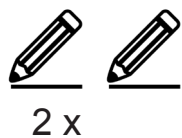
Save the Children



Colorie les images. /
Colorize the pictures.

RELIER LES POINTS / CONNECTING THE DOTS

À jouer à deux / Game for two



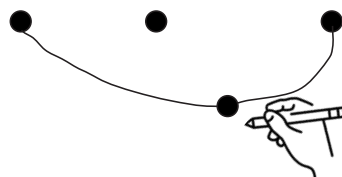
→ 1.



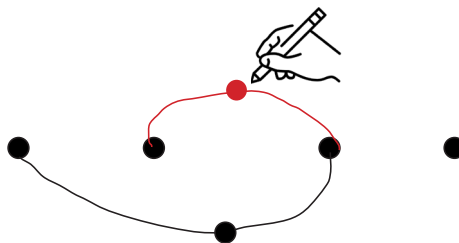
2.



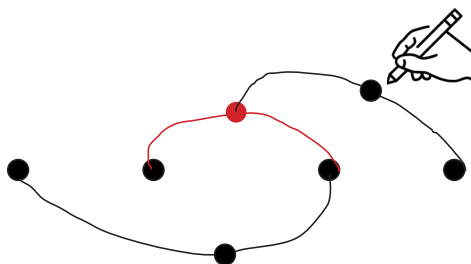
3.



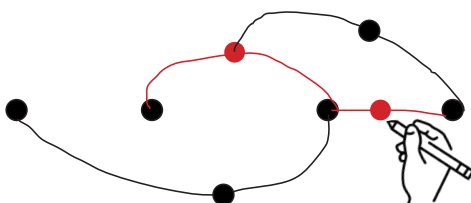
→



→



→



CASES À COMPLÉTER / COMPLETE THE BOX



À jouer à deux / Game for two



2 x



2 x

Cases à compléter / Complete the box

Diagram illustrating the game mechanics with a 4x4 grid. A red 'X' is placed above the grid. The grid shows a sequence of moves: a red vertical line in the second column, a green horizontal line in the second row, a red vertical line in the third column, a green horizontal line in the second row, a red 'X' in the second row, second column, a green 'X' in the second row, third column, a red 'X' in the second row, fourth column, and a green 'X' in the second row, first column. Below the grid, a red player icon is labeled "1 PUNKT 1 POINT" and a green player icon is labeled "1 PUNKT 1 POINT".





Four rows of four empty 4x4 grids for playing the game.

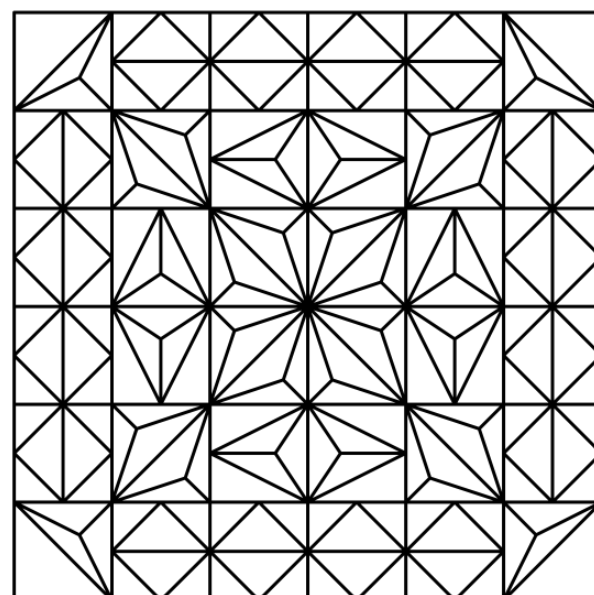



IMAGES D'ÊTRES HUMAINS / PICTURES OF HUMANS


Images à colorier / Picture for colouring



Save the Children










SOLUTIONS

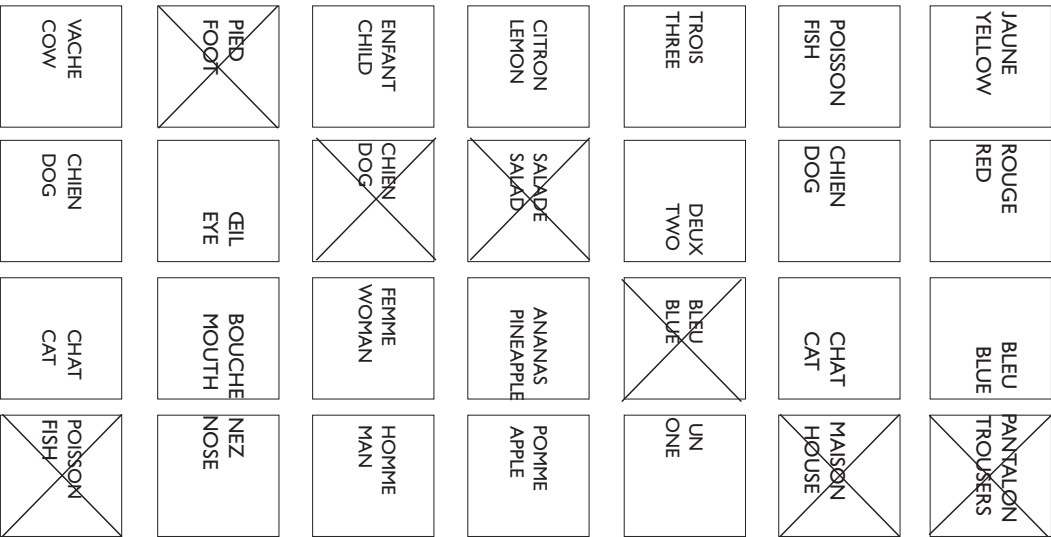


Save the Children

QUELLE IMAGE NE CORRESPOND PAS À LA RANGÉE ? / WHICH PICTURE DOES NOT FIT IN THE ROW?

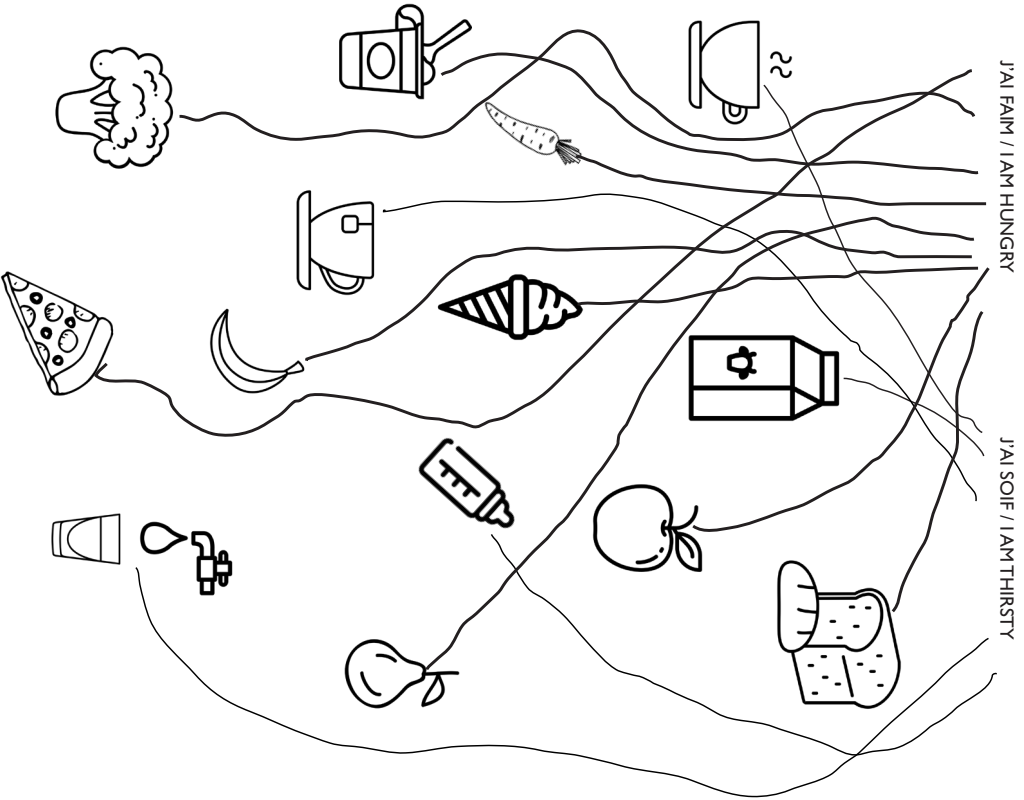


QUELLE IMAGE NE CORRESPOND PAS À LA RANGÉE ? / WHICH WORD DOES NOT FIT IN THE ROW?





MANGER ET BOIRE / EATING AND DRINKING



MANGER ET BOIRE / EATING AND DRINKING

J'ai faim. Je voudrais manger quelque chose. /
I am hungry. I would like something to eat.
J'ai soif. Je voudrais boire quelque chose. /
I am thirsty. I would like something to drink.

J'ai faim. Je voudrais manger une banane. /
I am hungry. I would like to eat a banana.
J'ai soif. Je voudrais une tasse de thé. /
I am thirsty. I would like a cup of tea.

J'ai faim. Je voudrais manger un(e) pomme
I am hungry. I would like to eat a(n) ... (apple).

J'ai soif. Je voudrais boire un(e) eau
I am thirsty. I would like to drink a....

J'ai faim. Je voudrais manger un(e) pizza
I am hungry. I would like to eat a....

J'ai soif. Je voudrais boire un(e) thé
I am thirsty. I would like to drink a....

Je voudrais manger un(e) banane
I would like to eat a....

Je voudrais manger un(e) yaourt
I would like to eat a....

Le thé

Le pain

La carotte



La poire

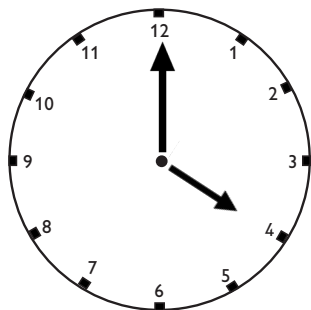
L'eau

La glace

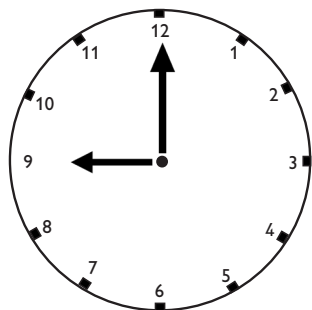




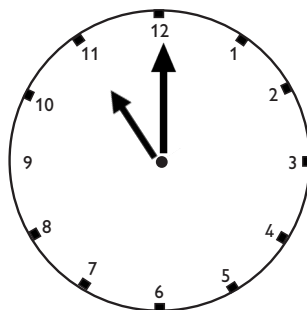
QUELLE HEURE EST-IL ? / WHAT'S THE TIME?



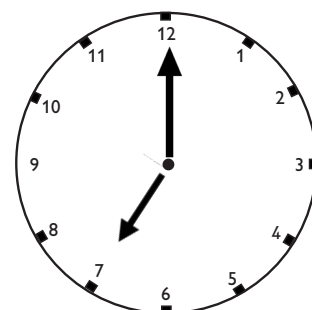
4h / 4 o'clock
Il est quatre heures. /
It is four o'clock.



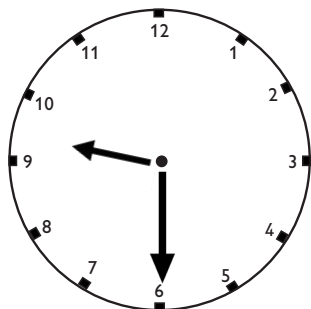
9h / 9 o'clock
Il est neuf heures. /
It is nine o'clock.



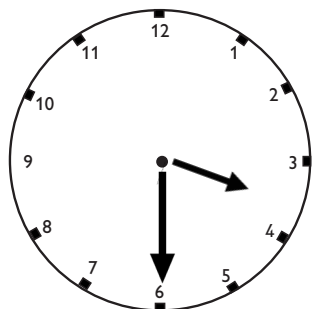
11h / 11 o'clock
Il est onze heures. /
It is eleven o'clock.



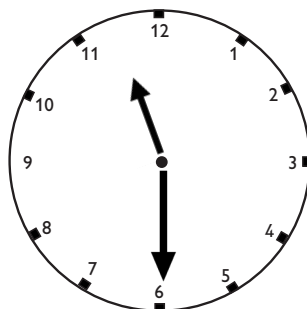
7h / 7 o'clock
Il est sept heures. /
It is seven o'clock.



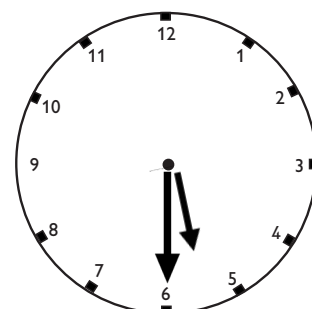
9h 30 / 9:30 a.m. / p.m.
Il est neuf heures et demie. /
It is half past nine.



3h 30 / 3:30 am / pm
Il est trois heures et demie. /
It is half past three.



11h 30 / 11:30 am / pm
Il est onze heures et demie. /
It is half past eleven.



5h 30 / 5:30 am / pm
Il est cinq heures et demie. /
It is half past five.

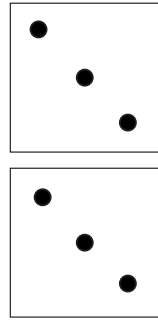
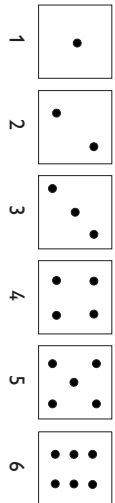
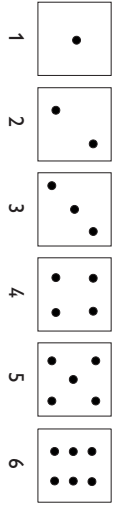
SOLUTIONS





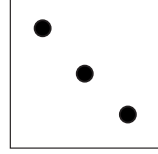
Save the Children

CALCULER AVEC DES DÉS / MATHS WITH DICE


CALCULER AVEC DES DÉS / MATHS WITH DICE






=6



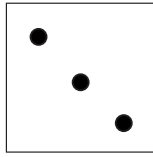
=6



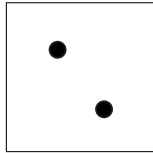
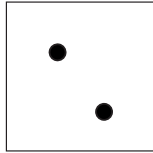
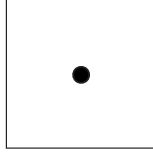
=7




=7






=4




=4






=8




=8






=10




=10





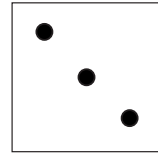
=5



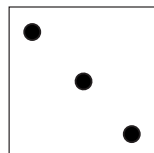
=5






=6




=8




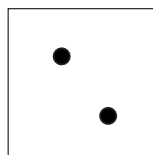

=7




=9



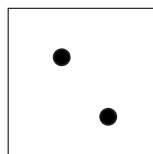


=3




=7



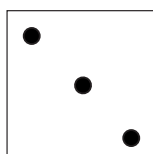
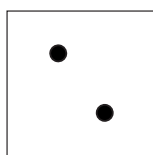

=10



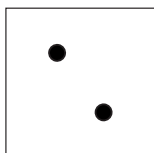
=8






=2



=5



=4




=12

SOLUTIONS



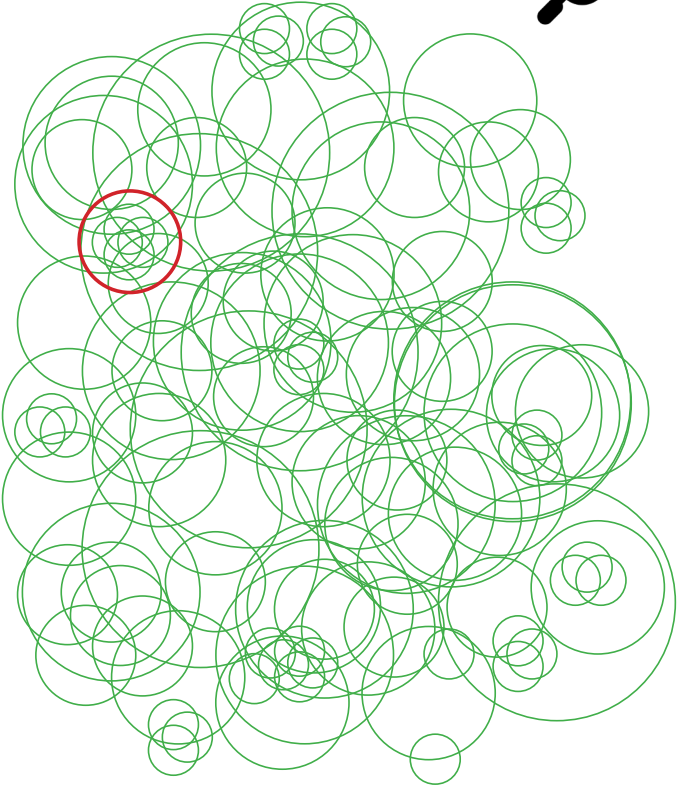
Save the Children

DE NOMBREUX CERCLES COLORES /
MANY COLOURFUL CIRCLES

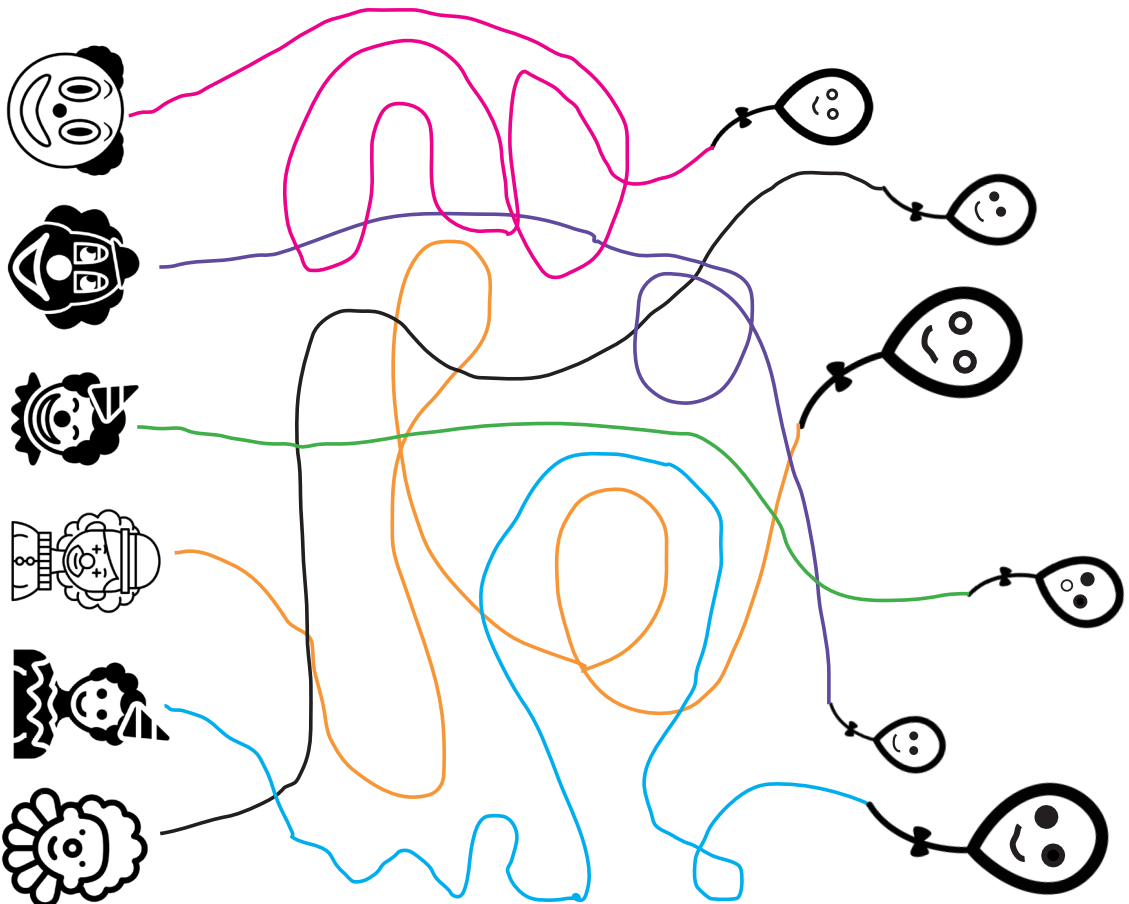


? 32 Cercle /
Circles

LE MÉL-MÉLO / JUMBLE




QUEL BALLON APPARTIENT À QUEL CLOWN ? /
WHICH BALLOON BELONGS TO WHICH CLOWN?





Save the Children

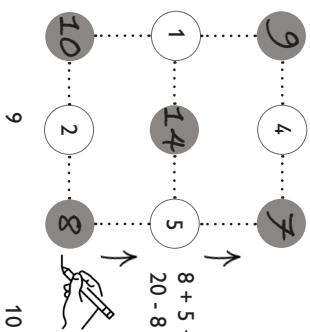


13



7

8




10

14



23

25



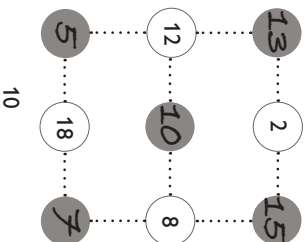
14

29

17

5

7



13

15



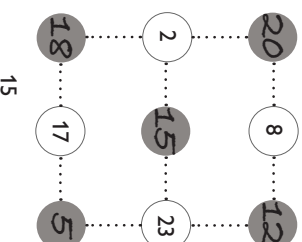
8



10

5

12



18

20

SOLUTIONS